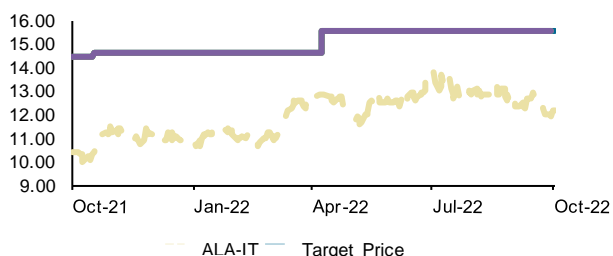


**A.L.A.**

Target price and market price trend (-1Y)

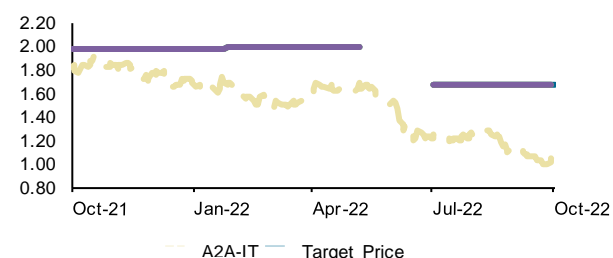


Historical recommendations and target price trend (-1Y)

Date	Rating	TP (EUR)	Mkt Price (EUR)
13-Apr-22	BUY	15.6	12.9
22-Oct-21	BUY	14.7	10.5

**A2A**

Target price and market price trend (-1Y)

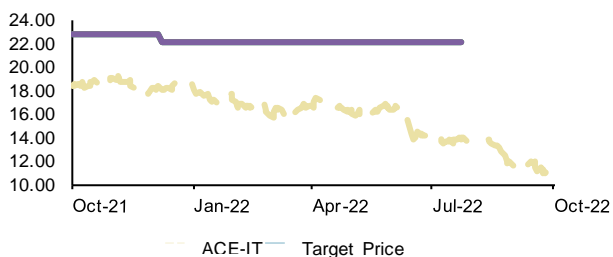


Historical recommendations and target price trend (-1Y)

Date	Rating	TP (EUR)	Mkt Price (EUR)
7-Jul-22	BUY	1.67	1.24
13-May-22	Under Review	Under Review	1.64
31-Jan-22	ADD	2.00	1.68

**Acea**

Target price and market price trend (-1Y)

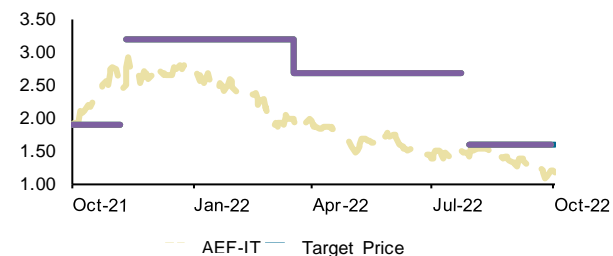


Historical recommendations and target price trend (-1Y)

Date	Rating	TP (EUR)	Mkt Price (EUR)
28-Jul-22	BUY	Under Review	14.0
13-Dec-21	BUY	22.2	18.1

**Aeffe**

Target price and market price trend (-1Y)

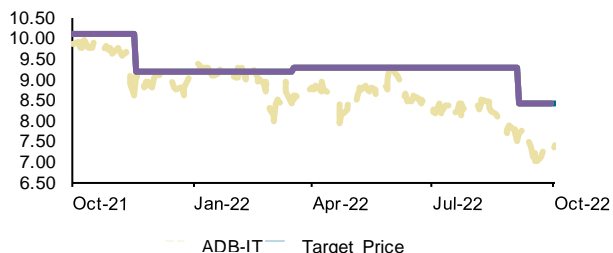


Historical recommendations and target price trend (-1Y)

Date	Rating	TP (EUR)	Mkt Price (EUR)
2-Aug-22	HOLD	1.60	1.41
29-Jul-22	Under Review	Under Review	1.47
23-Mar-22	BUY	2.7	1.95
15-Nov-21	BUY	3.2	2.5
12-Nov-21	ADD	Under Review	2.5

**Aeroporto di Bologna**

Target price and market price trend (-1Y)

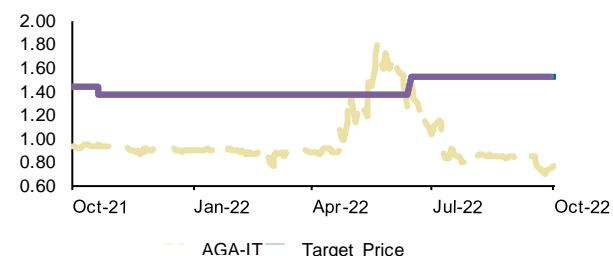


Historical recommendations and target price trend (-1Y)

Date	Rating	TP (EUR)	Mkt Price (EUR)
9-Sep-22	HOLD	8.4	7.7
22-Mar-22	HOLD	9.3	8.6
23-Nov-21	HOLD	9.2	9.1

**Agatos**

Target price and market price trend (-1Y)

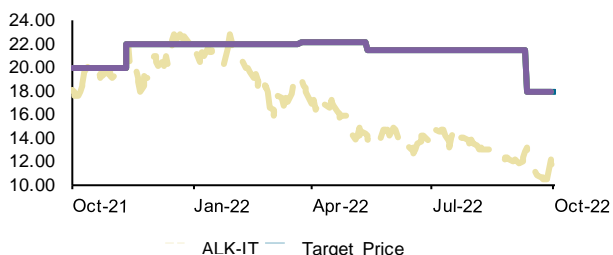


Historical recommendations and target price trend (-1Y)

Date	Rating	TP (EUR)	Mkt Price (EUR)
20-Jun-22	BUY	1.53	1.48
26-Oct-21	BUY	1.37	0.96

**Alkemy**

Target price and market price trend (-1Y)

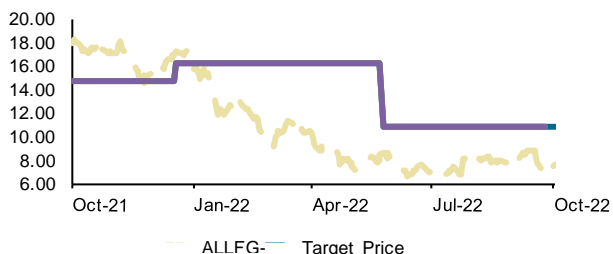


Historical recommendations and target price trend (-1Y)

Date	Rating	TP (EUR)	Mkt Price (EUR)
15-Sep-22	BUY	18.0	13.2
17-May-22	BUY	21.5	14.2
28-Mar-22	BUY	22.2	18.8
16-Nov-21	ADD	22.0	21.7

**Allfunds Group**

Target price and market price trend (-1Y)

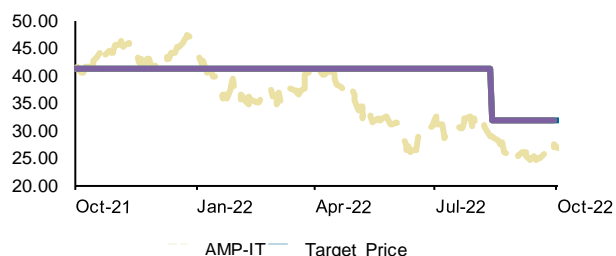


Historical recommendations and target price trend (-1Y)

Date	Rating	TP (EUR)	Mkt Price (EUR)
30-May-22	BUY	10.8	8.7
23-Dec-21	HOLD	16.3	17.3

**Amplifon**

Target price and market price trend (-1Y)

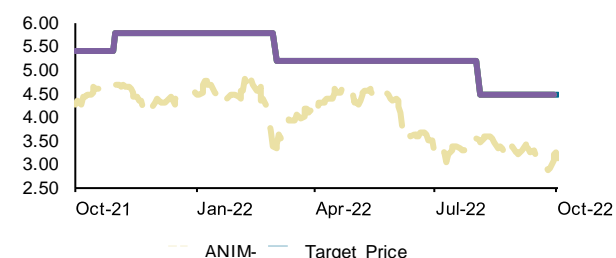


Historical recommendations and target price trend (-1Y)

Date	Rating	TP (EUR)	Mkt Price (EUR)
17-Aug-22	HOLD	32.0	28.8

**Anima Holding**

Target price and market price trend (-1Y)

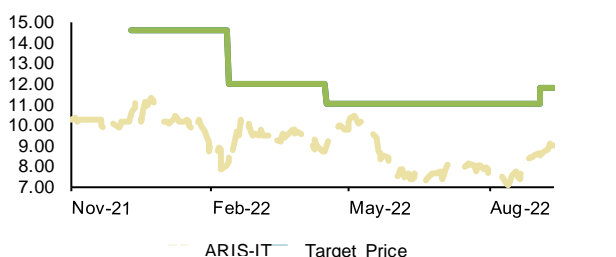


Historical recommendations and target price trend (-1Y)

Date	Rating	TP (EUR)	Mkt Price (EUR)
8-Aug-22	BUY	4.5	3.5
07-Mar-22	BUY	5.2	3.3
05-Nov-21	BUY	5.8	4.7

**Ariston Holding**

Target price and market price trend (-1Y)

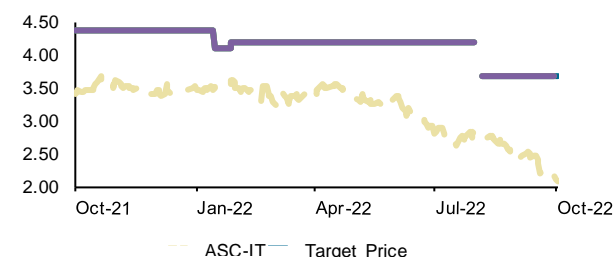


Historical recommendations and target price trend (-1Y)

Date	Rating	TP (EUR)	Mkt Price (EUR)
28-Sep-22	BUY	11.8	8.5
11-May-22	BUY	11.0	9.0
08-Mar-22	BUY	12.0	8.3
04-Jan-22	BUY	14.6	10.6

**Ascopiave**

Target price and market price trend (-1Y)

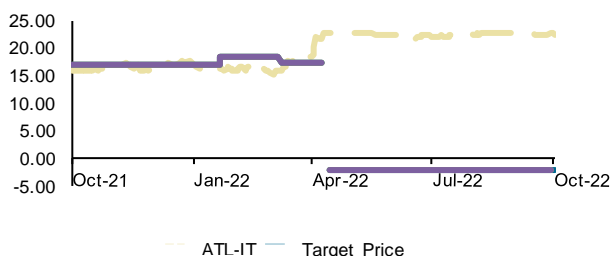


Historical recommendations and target price trend (-1Y)

Date	Rating	TP (EUR)	Mkt Price (EUR)
10-Aug-22	BUY	3.7	2.8
05-Aug-22	Under Review	Under Review	2.7
01-Feb-22	ADD	4.2	3.6
19-Jan-22	ADD	4.1	3.5

**Atlantia**

Target price and market price trend (-1Y)

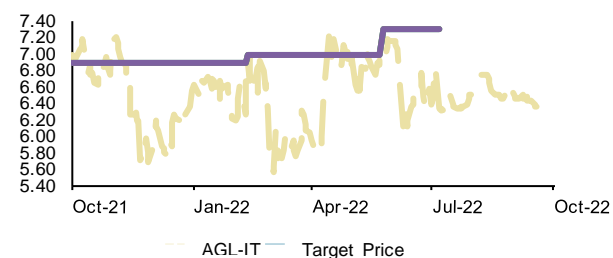


Historical recommendations and target price trend (-1Y)

Date	Rating	TP (EUR)	Mkt Price (EUR)
19-Apr-22	Tender Shares		22.8
14-Apr-22	Under Review	Under Review	22.8
14-Mar-22	HOLD	17.6	16.2
26-Jan-22	HOLD	18.5	16.4

**Autogrill**

Target price and market price trend (-1Y)

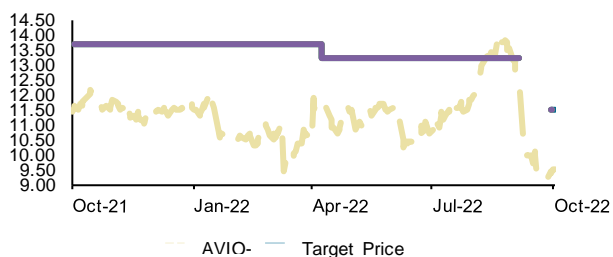


Historical recommendations and target price trend (-1Y)

Date	Rating	TP (EUR)	Mkt Price (EUR)
12-Jul-22	No Rating		6.3
11-Jul-22	No Rating		6.3
30-May-22	HOLD	7.3	7.1
16-Feb-22	HOLD	7.0	6.9

**Avio**

Target price and market price trend (-1Y)

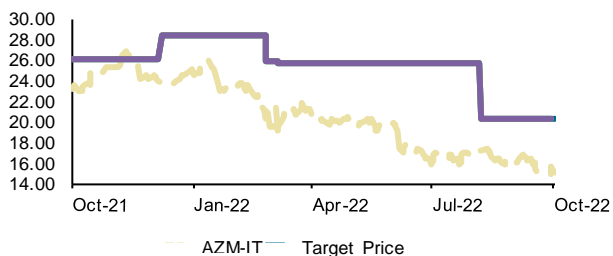


Historical recommendations and target price trend (-1Y)

Date	Rating	TP (EUR)	Mkt Price (EUR)
3-Oct-22	BUY	11.5	9.4
12-Sep-22	Under Review	Under Review	10.6
13-Apr-22	ADD	13.2	11.8
08-Oct-21	ADD	13.7	11.6

**Azimut Holding**

Target price and market price trend (-1Y)

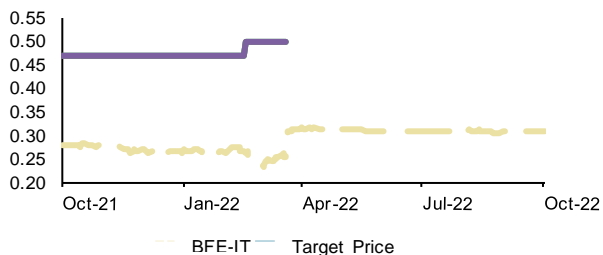


Historical recommendations and target price trend (-1Y)

Date	Rating	TP (EUR)	Mkt Price (EUR)
11-Aug-22	ADD	20.3	17.2
11-Mar-22	ADD	25.7	19.7
02-Mar-22	ADD	26.0	21.1
13-Dec-21	ADD	28.5	23.8

**Banca Finnat**

Target price and market price trend (-1Y)

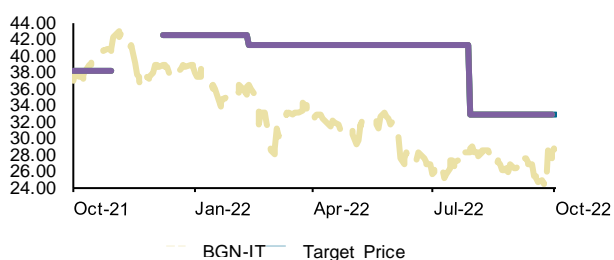


Historical recommendations and target price trend (-1Y)

Date	Rating	TP (EUR)	Mkt Price (EUR)
25-Mar-22	No Rating		0.31
22-Feb-22	BUY	0.50	0.26

**Banca Generali**

Target price and market price trend (-1Y)

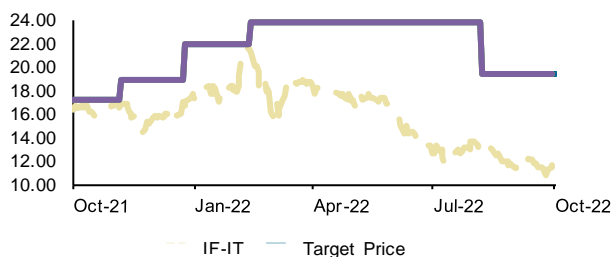


Historical recommendations and target price trend (-1Y)

Date	Rating	TP (EUR)	Mkt Price (EUR)
2-Aug-22	ADD	32.9	28.3
16-Feb-22	ADD	41.4	36.6
13-Dec-21	ADD	42.7	39.0
05-Nov-21	Under Review	Under Review	42.3

**Banca IFIS**

Target price and market price trend (-1Y)

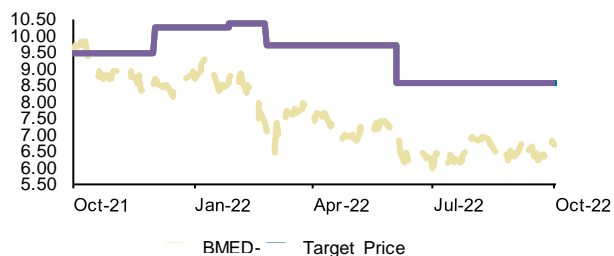


Historical recommendations and target price trend (-1Y)

Date	Rating	TP (EUR)	Mkt Price (EUR)
11-Aug-22	BUY	19.4	13.4
17-Feb-22	ADD	23.8	21.3
29-Dec-21	BUY	22.0	16.7
11-Nov-21	ADD	18.9	16.9

**Banca Mediolanum**

Target price and market price trend (-1Y)

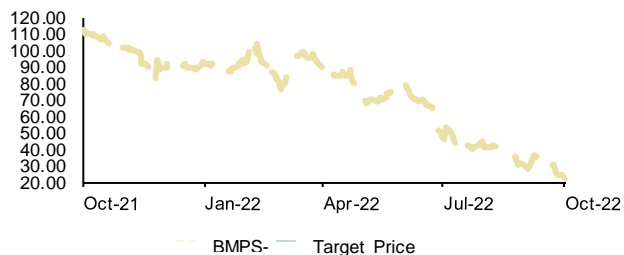


Historical recommendations and target price trend (-1Y)

Date	Rating	TP (EUR)	Mkt Price (EUR)
8-Jun-22	BUY	8.6	7.1
01-Mar-22	BUY	9.7	7.1
01-Feb-22	BUY	10.4	8.7
07-Dec-21	BUY	10.3	8.7

**Banca Monte dei Paschi di Siena**

Target price and market price trend (-1Y)

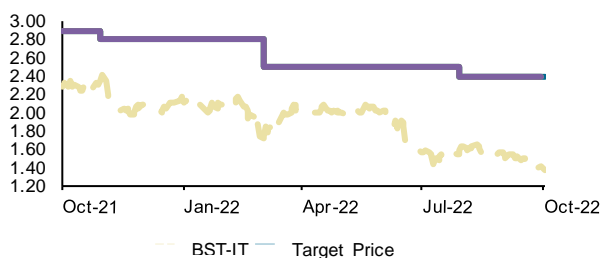


Historical recommendations and target price trend (-1Y)

Date	Rating	TP (EUR)	Mkt Price (EUR)
26-Oct-21	Suspended		106.2

**Banca Sistema**

Target price and market price trend (-1Y)

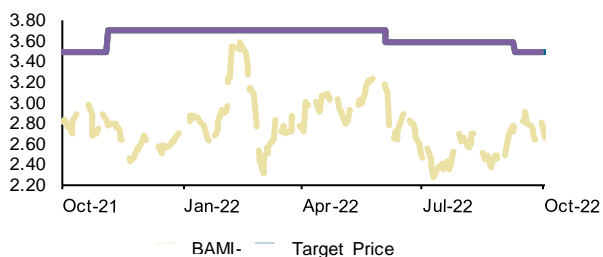


Historical recommendations and target price trend (-1Y)

Date	Rating	TP (EUR)	Mkt Price (EUR)
3-Aug-22	BUY	2.4	1.58
08-Mar-22	BUY	2.5	1.73
04-Nov-21	BUY	2.8	2.4

**Banco BPM**

Target price and market price trend (-1Y)

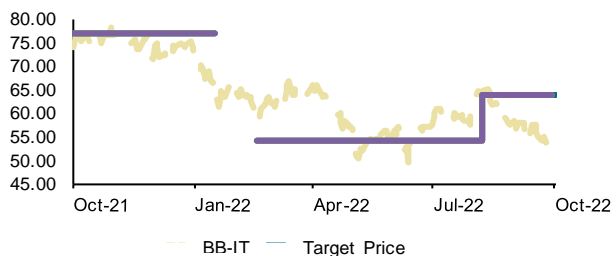


Historical recommendations and target price trend (-1Y)

Date	Rating	TP (EUR)	Mkt Price (EUR)
14-Sep-22	BUY	3.5	2.8
08-Jun-22	ADD	3.6	3.2
09-Nov-21	BUY	3.7	2.8

**BB Biotech**

Target price and market price trend (-1Y)

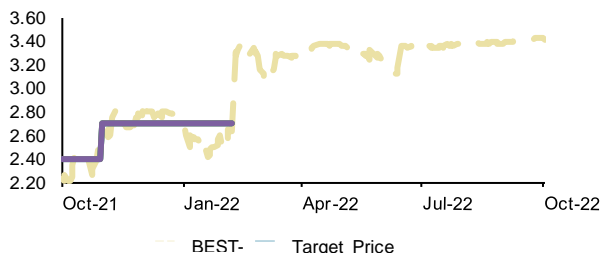


Historical recommendations and target price trend (-1Y)

Date	Rating	TP (EUR)	Mkt Price (EUR)
12-Aug-22	HOLD	63.8	64.7
22-Feb-22	HOLD	54.2	60.6
24-Jan-22	HOLD	Under Review	61.4

**Be**

Target price and market price trend (-1Y)

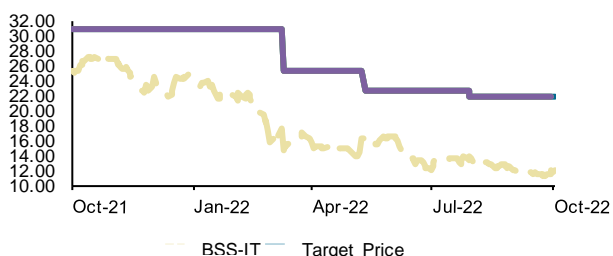


Historical recommendations and target price trend (-1Y)

Date	Rating	TP (EUR)	Mkt Price (EUR)
4-Mar-22	No Rating		3.2
14-Feb-22	Under Review	Under Review	3.3
05-Nov-21	ADD	2.7	2.6

**Biesse**

Target price and market price trend (-1Y)

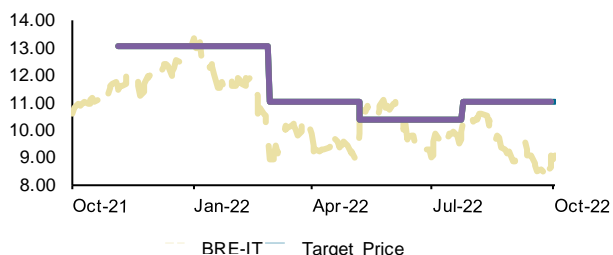


Historical recommendations and target price trend (-1Y)

Date	Rating	TP (EUR)	Mkt Price (EUR)
3-Aug-22	BUY	22.0	13.9
16-May-22	BUY	22.7	16.3
15-Mar-22	BUY	25.5	14.6

**Brembo**

Target price and market price trend (-1Y)

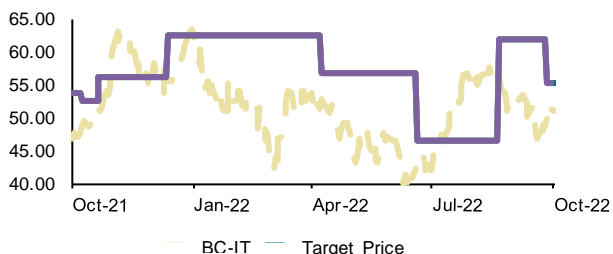


Historical recommendations and target price trend (-1Y)

Date	Rating	TP (EUR)	Mkt Price (EUR)
29-Jul-22	HOLD	11.0	10.3
12-May-22	HOLD	10.4	10.6
04-Mar-22	ADD	11.0	8.9
10-Nov-21	ADD	13.1	11.5

**Brunello Cucinelli**

Target price and market price trend (-1Y)

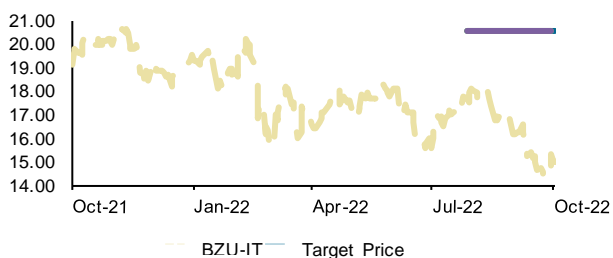


Historical recommendations and target price trend (-1Y)

Date	Rating	TP (EUR)	Mkt Price (EUR)
30-Sep-22	ADD	55.3	50.1
25-Aug-22	ADD	62.1	56.4
24-Jun-22	ADD	46.6	43.5
12-Apr-22	ADD	56.8	52.7
17-Dec-21	ADD	62.6	55.6
26-Oct-21	ADD	56.4	51.4
13-Oct-21	ADD	52.5	49.0

**Buzzi Unicem**

Target price and market price trend (-1Y)

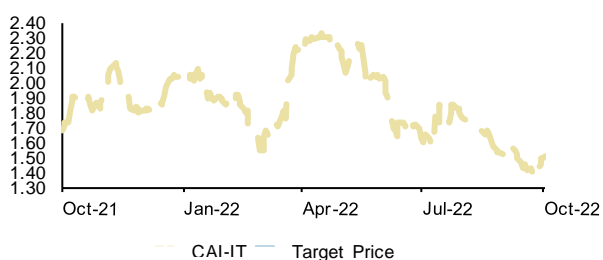


Historical recommendations and target price trend (-1Y)

Date	Rating	TP (EUR)	Mkt Price (EUR)
1-Aug-22	ADD	20.6	17.7

**Cairo Communication**

Target price and market price trend (-1Y)

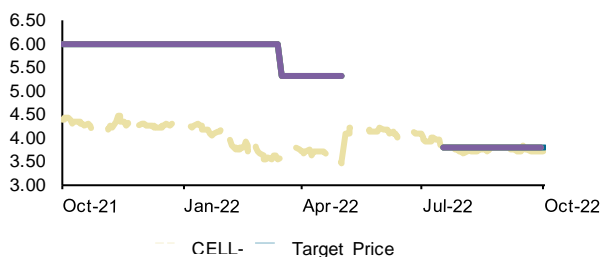


Historical recommendations and target price trend (-1Y)

Date	Rating	TP (EUR)	Mkt Price (EUR)
17-May-21	ADD	Under Review	1.98

**Cellularline**

Target price and market price trend (-1Y)

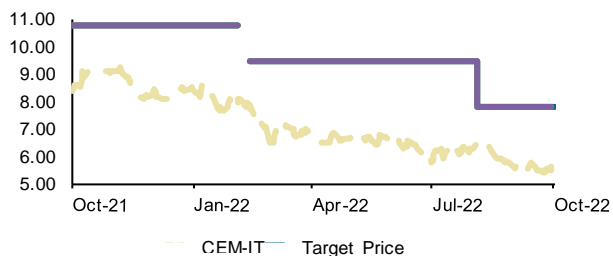


Historical recommendations and target price trend (-1Y)

Date	Rating	TP (EUR)	Mkt Price (EUR)
21-Jul-22	HOLD	3.8	3.7
09-May-22	Under Review	Under Review	4.1
21-Mar-22	BUY	5.3	3.6

**Cementir Holding**

Target price and market price trend (-1Y)



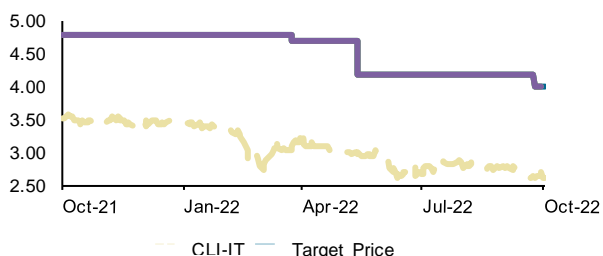
Historical recommendations and target price trend (-1Y)

Date	Rating	TP (EUR)	Mkt Price (EUR)
9-Aug-22	BUY	7.8	6.4
17-Feb-22	ADD	9.5	7.8
09-Feb-22	Under Review	Under Review	8.1



**Centrale del Latte d'Italia**

Target price and market price trend (-1Y)

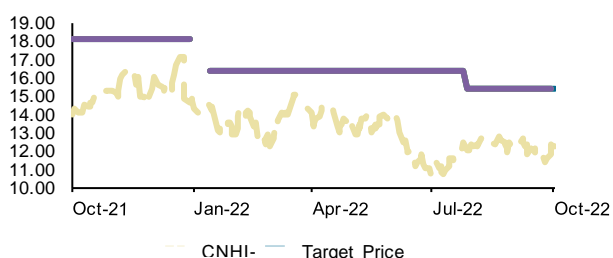


Historical recommendations and target price trend (-1Y)

Date	Rating	TP (EUR)	Mkt Price (EUR)
29-Sep-22	BUY	4.0	2.6
18-May-22	BUY	4.2	3.0
29-Mar-22	BUY	4.7	3.1

**CNH Industrial**

Target price and market price trend (-1Y)

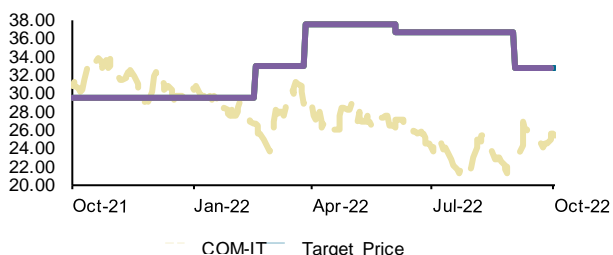


Historical recommendations and target price trend (-1Y)

Date	Rating	TP (EUR)	Mkt Price (EUR)
1-Aug-22	BUY	15.4	12.1
23-Feb-22	BUY	16.4	12.7
18-Jan-22	ADD	16.4	14.4
04-Jan-22	BUY	Under Review	14.9

**Comer Industries**

Target price and market price trend (-1Y)

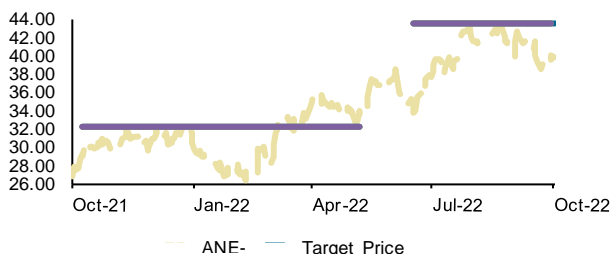


Historical recommendations and target price trend (-1Y)

Date	Rating	TP (EUR)	Mkt Price (EUR)
6-Sep-22	BUY	32.8	22.0
08-Jun-22	BUY	36.8	27.2
31-Mar-22	BUY	37.6	29.8
22-Feb-22	BUY	33.1	26.8

**Corporación Acciona Energías Renovables**

Target price and market price trend (-1Y)

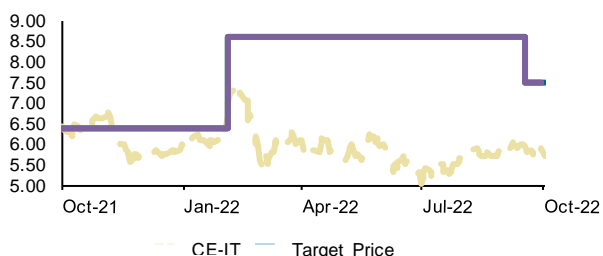


Historical recommendations and target price trend (-1Y)

Date	Rating	TP (EUR)	Mkt Price (EUR)
22-Jun-22	BUY	43.7	33.7
13-May-22	Under Review	Under Review	33.9
13-Oct-21	ADD	32.2	29.1

**Credito Emiliano**

Target price and market price trend (-1Y)

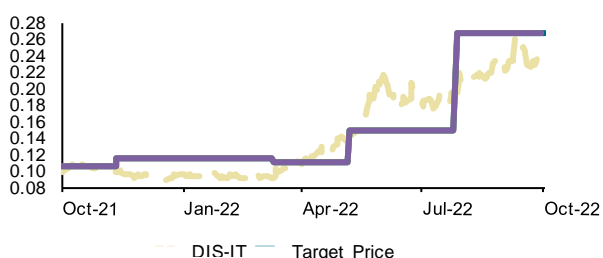


Historical recommendations and target price trend (-1Y)

Date	Rating	TP (EUR)	Mkt Price (EUR)
22-Sep-22	BUY	7.5	6.0
09-Feb-22	BUY	8.6	7.0

**d'Amico International Shipping**

Target price and market price trend (-1Y)

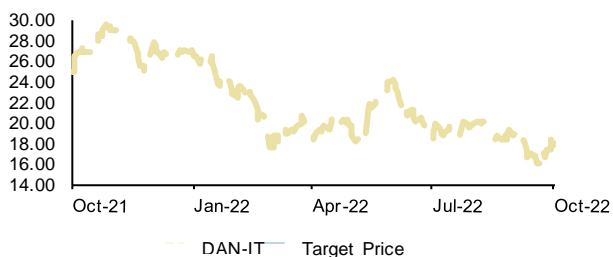


Historical recommendations and target price trend (-1Y)

Date	Rating	TP (EUR)	Mkt Price (EUR)
1-Aug-22	BUY	0.27	0.20
11-May-22	HOLD	0.15	0.15
15-Mar-22	ADD	0.11	0.09
16-Nov-21	ADD	0.11	0.10

**Danieli**

Target price and market price trend (-1Y)

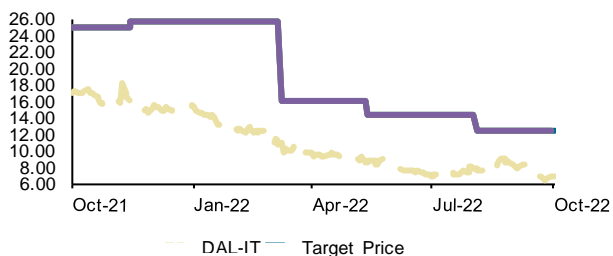


Historical recommendations and target price trend (-1Y)

Date	Rating	TP (EUR)	Mkt Price (EUR)
12-Mar-20	Under Review	Under Review	9.4

**Datalogic**

Target price and market price trend (-1Y)

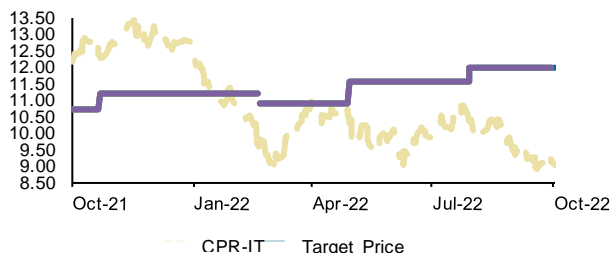


Historical recommendations and target price trend (-1Y)

Date	Rating	TP (EUR)	Mkt Price (EUR)
8-Aug-22	BUY	12.4	7.9
17-May-22	BUY	14.3	8.7
14-Mar-22	BUY	16.0	10.9
19-Nov-21	BUY	25.9	16.0

**Davide Campari**

Target price and market price trend (-1Y)

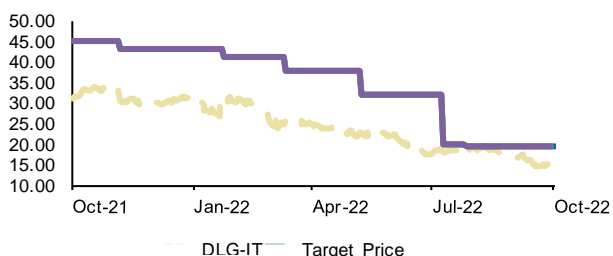


Historical recommendations and target price trend (-1Y)

Date	Rating	TP (EUR)	Mkt Price (EUR)
3-Aug-22	ADD	12.0	10.4
04-May-22	ADD	11.6	10.3
25-Feb-22	ADD	10.9	9.8
24-Feb-22	HOLD	Under Review	9.5
27-Oct-21	HOLD	11.2	12.3

**De' Longhi**

Target price and market price trend (-1Y)

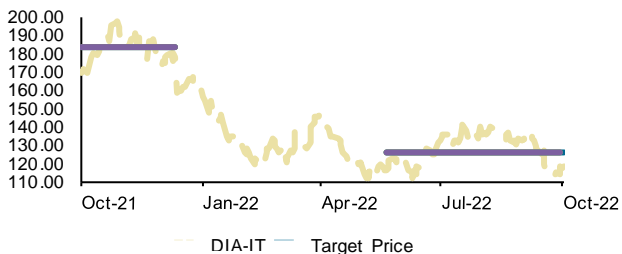


Historical recommendations and target price trend (-1Y)

Date	Rating	TP (EUR)	Mkt Price (EUR)
1-Aug-22	HOLD	19.6	18.4
14-Jul-22	HOLD	19.8	17.9
13-May-22	BUY	32.2	23.0
16-Mar-22	BUY	37.8	25.8
28-Jan-22	BUY	41.6	30.0
11-Nov-21	BUY	43.3	30.8

**Diasorin**

Target price and market price trend (-1Y)

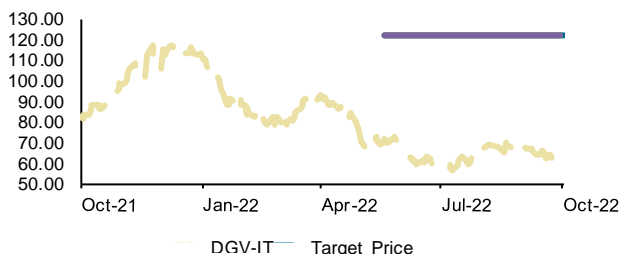


Historical recommendations and target price trend (-1Y)

Date	Rating	TP (EUR)	Mkt Price (EUR)
25-May-22	HOLD	125.8	115.9
17-Dec-21	HOLD	Under Review	158.9
24-Nov-21	HOLD	183.5	177.5
12-Nov-21	Under Review	183.5	188.0

**Digital Value**

Target price and market price trend (-1Y)

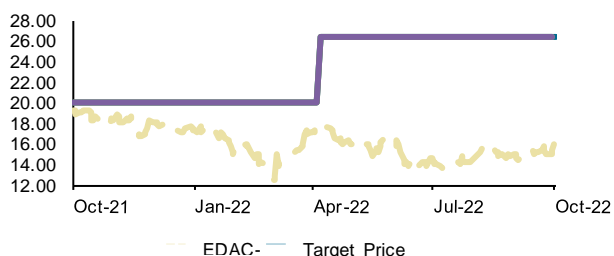


Historical recommendations and target price trend (-1Y)

Date	Rating	TP (EUR)	Mkt Price (EUR)
23-May-22	BUY	122.5	72.0

**EdiliziAcrobatica**

Target price and market price trend (-1Y)

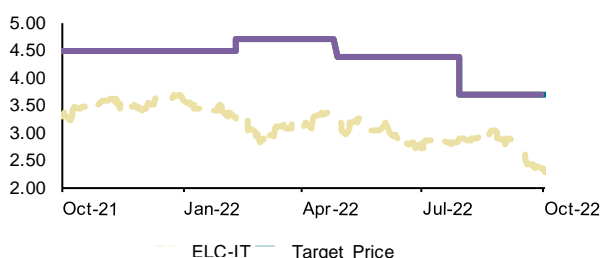


Historical recommendations and target price trend (-1Y)

Date	Rating	TP (EUR)	Mkt Price (EUR)
11-Apr-22	BUY	26.5	17.1

**Elica**

Target price and market price trend (-1Y)

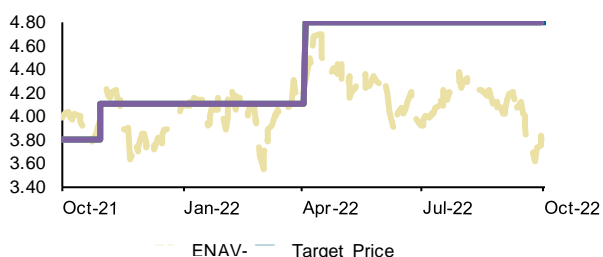


Historical recommendations and target price trend (-1Y)

Date	Rating	TP (EUR)	Mkt Price (EUR)
3-Aug-22	BUY	3.7	2.9
02-May-22	BUY	4.4	3.4
15-Feb-22	BUY	4.7	3.4

**ENAV**

Target price and market price trend (-1Y)

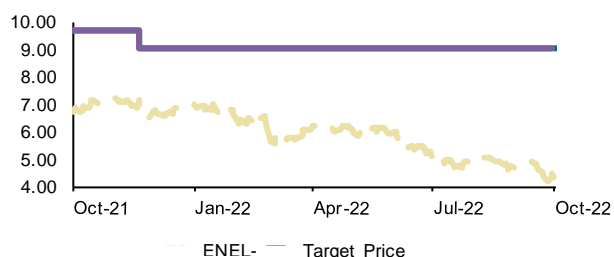


Historical recommendations and target price trend (-1Y)

Date	Rating	TP (EUR)	Mkt Price (EUR)
8-Apr-22	ADD	4.8	4.3
04-Nov-21	HOLD	4.1	4.2

**Enel**

Target price and market price trend (-1Y)

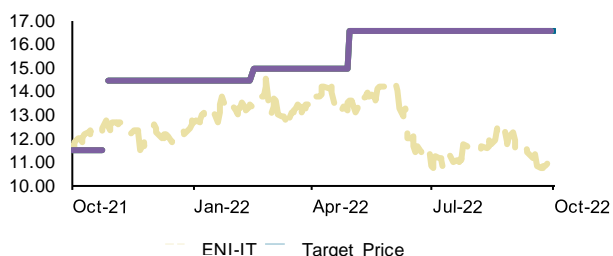


Historical recommendations and target price trend (-1Y)

Date	Rating	TP (EUR)	Mkt Price (EUR)
25-Nov-21	BUY	9.1	7.1

**Eni**

Target price and market price trend (-1Y)

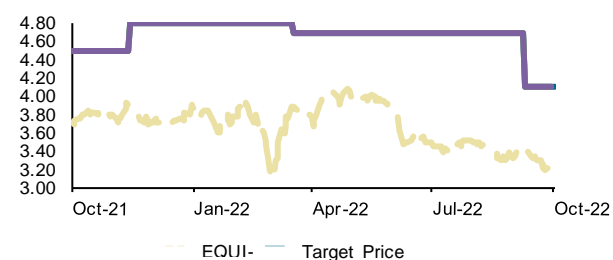


Historical recommendations and target price trend (-1Y)

Date	Rating	TP (EUR)	Mkt Price (EUR)
4-May-22	BUY	16.6	13.6
21-Feb-22	ADD	15.0	13.3
02-Nov-21	ADD	14.5	12.5
01-Nov-21	Under Review	Under Review	12.7

**Equita Group**

Target price and market price trend (-1Y)

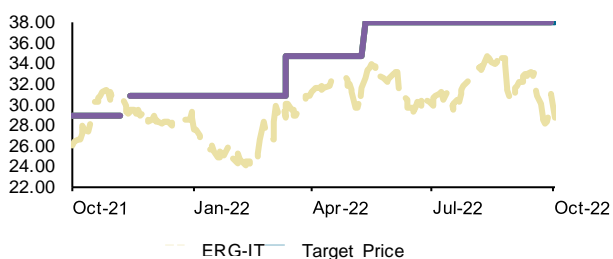


Historical recommendations and target price trend (-1Y)

Date	Rating	TP (EUR)	Mkt Price (EUR)
14-Sep-22	BUY	4.1	3.4
22-Mar-22	BUY	4.7	3.9
18-Nov-21	BUY	4.8	3.9

**ERG**

Target price and market price trend (-1Y)

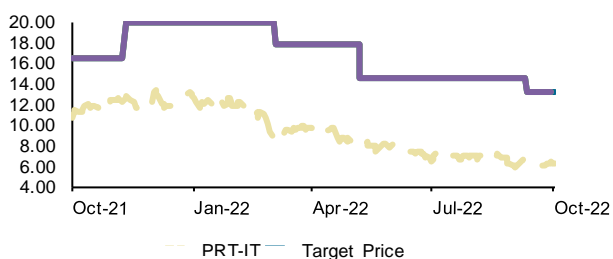


Historical recommendations and target price trend (-1Y)

Date	Rating	TP (EUR)	Mkt Price (EUR)
16-May-22	BUY	38.0	32.6
17-Mar-22	BUY	34.8	30.2
18-Nov-21	HOLD	30.9	29.3
12-Nov-21	Under Review	Under Review	30.8

**Esprinet**

Target price and market price trend (-1Y)

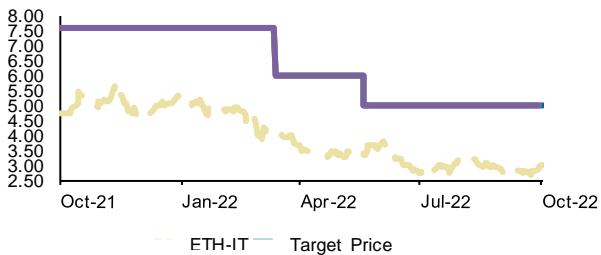


Historical recommendations and target price trend (-1Y)

Date	Rating	TP (EUR)	Mkt Price (EUR)
15-Sep-22	BUY	13.3	6.2
12-May-22	BUY	14.6	8.0
09-Mar-22	BUY	18.0	9.2
15-Nov-21	BUY	20.0	12.7

**Eurotech**

Target price and market price trend (-1Y)

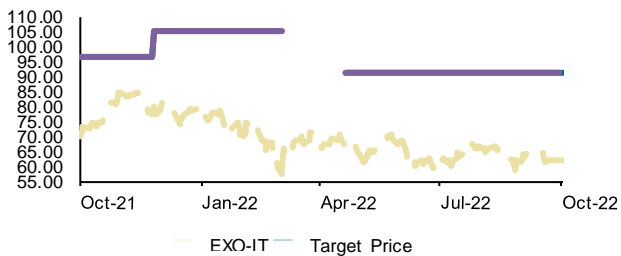


Historical recommendations and target price trend (-1Y)

Date	Rating	TP (EUR)	Mkt Price (EUR)
24-May-22	BUY	5.0	3.4
18-Mar-22	BUY	6.0	4.2

**EXOR**

Target price and market price trend (-1Y)

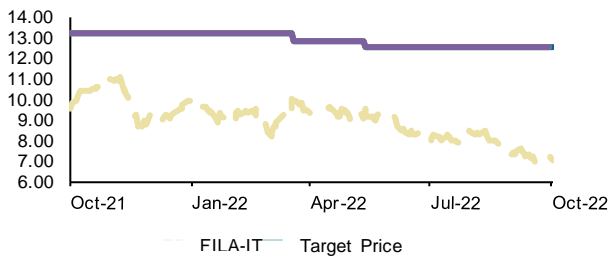


Historical recommendations and target price trend (-1Y)

Date	Rating	TP (EUR)	Mkt Price (EUR)
25-Apr-22	BUY	91.3	66.9
09-Mar-22	BUY	Under Review	65.9
01-Dec-21	BUY	105.2	79.8

**F.I.L.A.**

Target price and market price trend (-1Y)

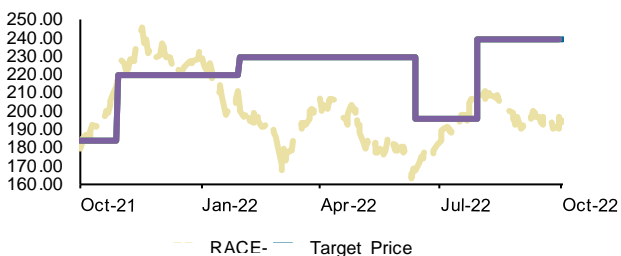


Historical recommendations and target price trend (-1Y)

Date	Rating	TP (EUR)	Mkt Price (EUR)
8-Aug-22	BUY	12.5	8.3
17-May-22	BUY	12.5	9.6
24-Mar-22	BUY	12.8	9.9
15-Nov-21	BUY	13.2	10.5

**Ferrari**

Target price and market price trend (-1Y)

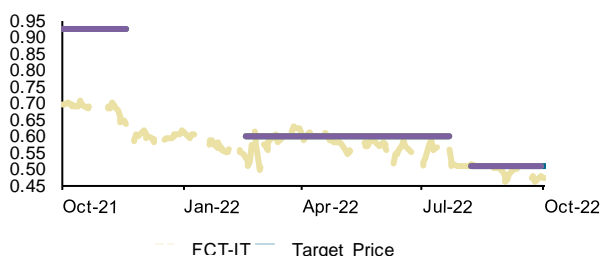


Historical recommendations and target price trend (-1Y)

Date	Rating	TP (EUR)	Mkt Price (EUR)
3-Aug-22	ADD	239.1	212.2
17-Jun-22	ADD	195.5	167.3
03-Feb-22	HOLD	230.0	202.6
03-Nov-21	HOLD	220.0	221.6

**Fincantieri**

Target price and market price trend (-1Y)

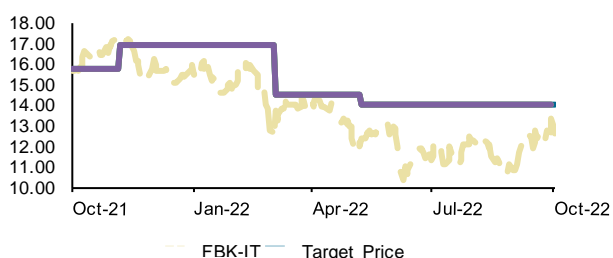


Historical recommendations and target price trend (-1Y)

Date	Rating	TP (EUR)	Mkt Price (EUR)
12-Aug-22	HOLD	0.51	0.51
27-Jul-22	Under Review	Under Review	0.53
22-Feb-22	HOLD	0.60	0.53
24-Nov-21	Under Review	Under Review	0.61

**Finecobank**

Target price and market price trend (-1Y)

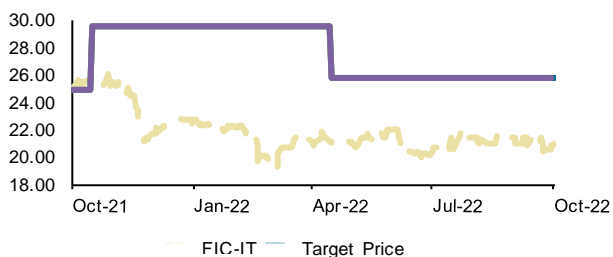


Historical recommendations and target price trend (-1Y)

Date	Rating	TP (EUR)	Mkt Price (EUR)
13-May-22	ADD	14.0	12.4
09-Mar-22	ADD	14.5	13.8
11-Nov-21	HOLD	17.0	17.2

**First Capital**

Target price and market price trend (-1Y)

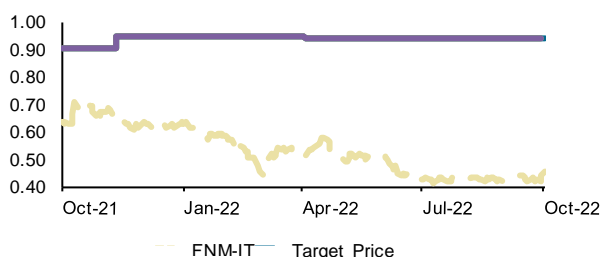


Historical recommendations and target price trend (-1Y)

Date	Rating	TP (EUR)	Mkt Price (EUR)
20-Apr-22	BUY	25.9	21.1
21-Oct-21	ADD	29.6	25.7

**FNM**

Target price and market price trend (-1Y)

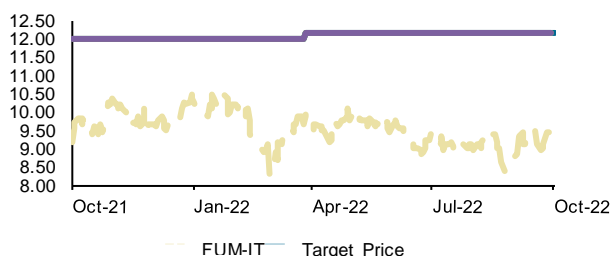


Historical recommendations and target price trend (-1Y)

Date	Rating	TP (EUR)	Mkt Price (EUR)
8-Apr-22	BUY	0.94	0.51
16-Nov-21	BUY	0.95	0.68

**Franchi Umberto Marmi**

Target price and market price trend (-1Y)



Historical recommendations and target price trend (-1Y)

Date	Rating	TP (EUR)	Mkt Price (EUR)
7-Oct-22	BUY	12.7	9.4
31-Mar-22	BUY	12.2	9.9

**Generalfinance**

Target price and market price trend (-1Y)

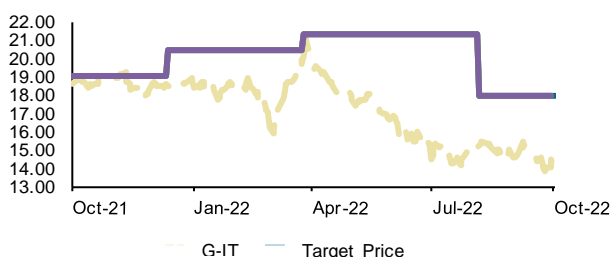


Historical recommendations and target price trend (-1Y)

Date	Rating	TP (EUR)	Mkt Price (EUR)
11-Aug-22	BUY	10.2	7.2

**Generali**

Target price and market price trend (-1Y)

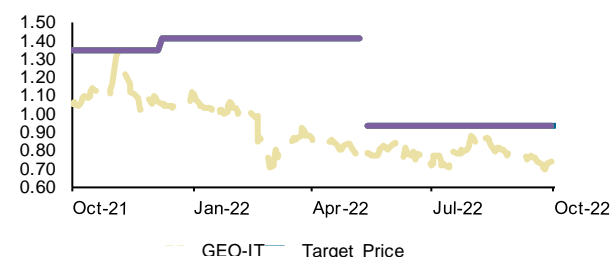


Historical recommendations and target price trend (-1Y)

Date	Rating	TP (EUR)	Mkt Price (EUR)
10-Aug-22	ADD	18.0	15.3
30-Mar-22	ADD	21.4	20.1
17-Dec-21	ADD	20.5	18.5

**Geox**

Target price and market price trend (-1Y)



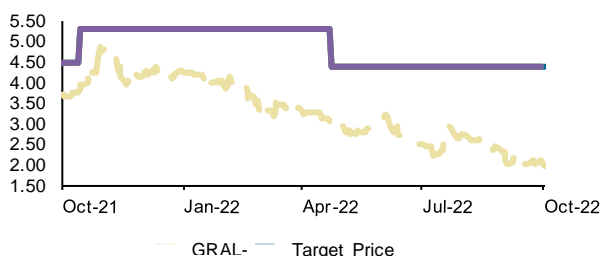
Historical recommendations and target price trend (-1Y)

Date	Rating	TP (EUR)	Mkt Price (EUR)
17-May-22	ADD	0.93	0.80
13-May-22	Under Review	Under Review	0.81
13-Dec-21	BUY	1.41	1.05



**Grifal**

Target price and market price trend (-1Y)

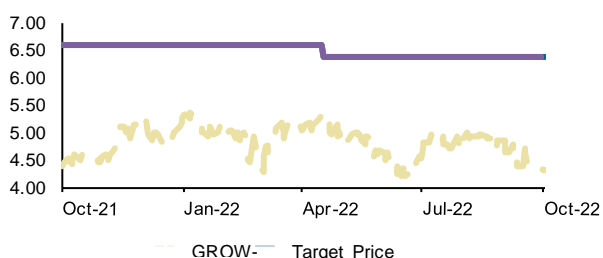


Historical recommendations and target price trend (-1Y)

Date	Rating	TP (EUR)	Mkt Price (EUR)
28-Apr-22	BUY	4.4	3.2
19-Oct-21	BUY	5.3	3.9

**Growens**

Target price and market price trend (-1Y)

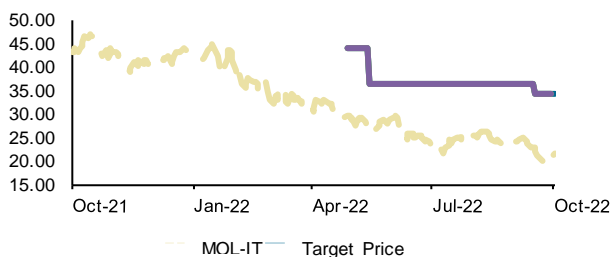


Historical recommendations and target price trend (-1Y)

Date	Rating	TP (EUR)	Mkt Price (EUR)
22-Apr-22	BUY	6.4	5.2

**Gruppo MutuiOnline**

Target price and market price trend (-1Y)

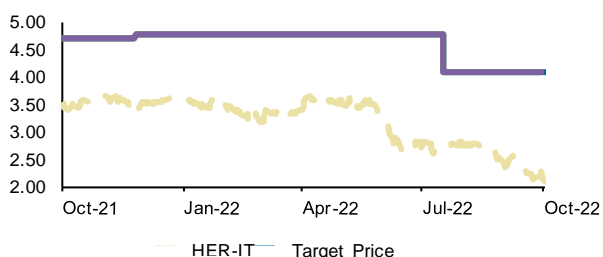


Historical recommendations and target price trend (-1Y)

Date	Rating	TP (EUR)	Mkt Price (EUR)
21-Sep-22	BUY	34.3	22.9
19-May-22	BUY	36.4	26.9
02-May-22	BUY	44.2	29.6

**Hera**

Target price and market price trend (-1Y)

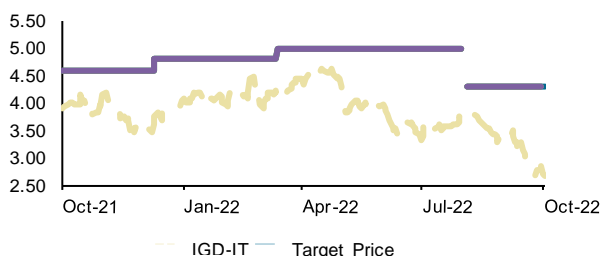


Historical recommendations and target price trend (-1Y)

Date	Rating	TP (EUR)	Mkt Price (EUR)
22-Jul-22	BUY	4.1	2.7
01-Dec-21	BUY	4.8	3.5

**IGD**

Target price and market price trend (-1Y)

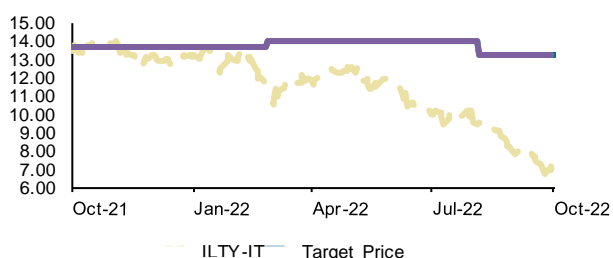


Historical recommendations and target price trend (-1Y)

Date	Rating	TP (EUR)	Mkt Price (EUR)
9-Aug-22	ADD	4.3	3.8
05-Aug-22	ADD	Under Review	3.7
18-Mar-22	ADD	5.0	4.3
15-Dec-21	BUY	4.8	3.8

**Illimity**

Target price and market price trend (-1Y)

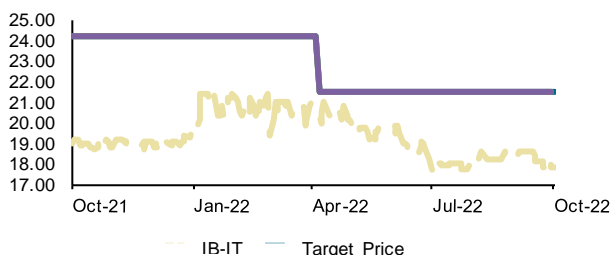


Historical recommendations and target price trend (-1Y)

Date	Rating	TP (EUR)	Mkt Price (EUR)
10-Aug-22	BUY	13.3	9.6
03-Mar-22	ADD	14.0	11.4

**Iniziativa Bresciane**

Target price and market price trend (-1Y)

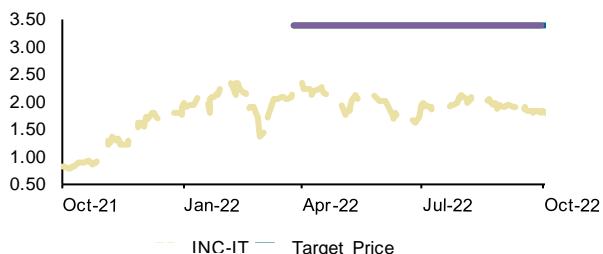


Historical recommendations and target price trend (-1Y)

Date	Rating	TP (EUR)	Mkt Price (EUR)
11-Apr-22	HOLD	21.5	20.4

**Innovatec**

Target price and market price trend (-1Y)

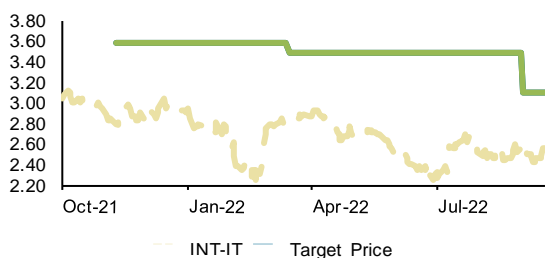


Historical recommendations and target price trend (-1Y)

Date	Rating	TP (EUR)	Mkt Price (EUR)
30-Mar-22	BUY	3.4	2.2

**Intermonte Partners**

**Target price and market price trend (-1Y)**

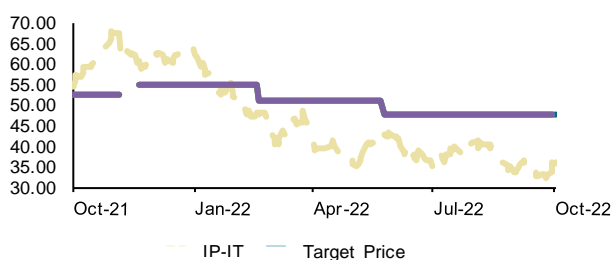


**Historical recommendations and target price trend (-1Y)**

Date	Rating	TP (EUR)	Mkt Price (EUR)
20-Sep-22	BUY	3.1	2.6
04-Apr-22	BUY	3.5	2.8
29-Nov-21	BUY	3.6	2.8

**Interpump Group**

**Target price and market price trend (-1Y)**

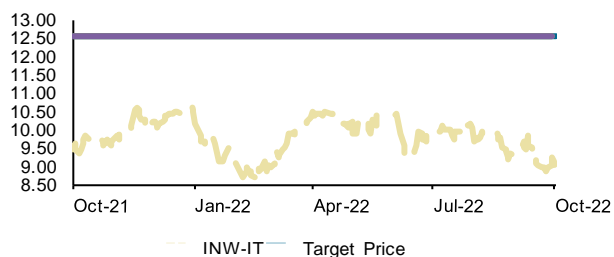


**Historical recommendations and target price trend (-1Y)**

Date	Rating	TP (EUR)	Mkt Price (EUR)
30-May-22	ADD	48.0	43.0
23-Feb-22	HOLD	51.2	48.2
24-Nov-21	HOLD	55.2	61.0
11-Nov-21	HOLD	Under Review	61.6

**INWIT**

**Target price and market price trend (-1Y)**

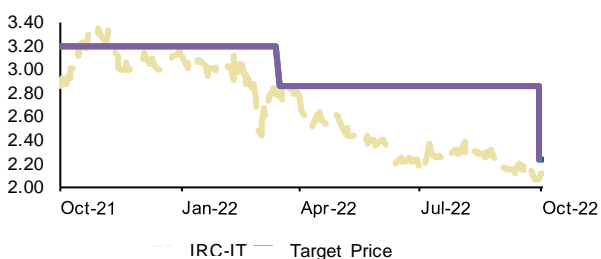


**Historical recommendations and target price trend (-1Y)**

Date	Rating	TP (EUR)	Mkt Price (EUR)
16-Nov-20	BUY	12.6	10.2

**Irce**

**Target price and market price trend (-1Y)**

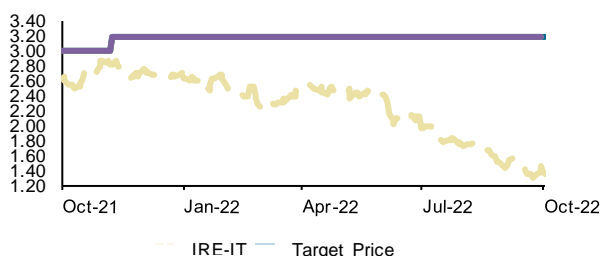


**Historical recommendations and target price trend (-1Y)**

Date	Rating	TP (EUR)	Mkt Price (EUR)
4-Oct-22	HOLD	2.2	2.1
21-Mar-22	HOLD	2.9	2.8
16-Nov-21	HOLD	3.2	3.2

Iren

Target price and market price trend (-1Y)

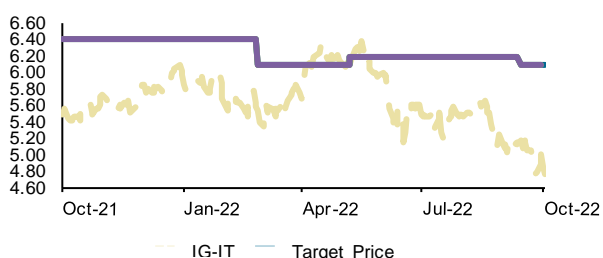


Historical recommendations and target price trend (-1Y)

Date	Rating	TP (EUR)	Mkt Price (EUR)
8-Jun-22	BUY	3.2	2.4
12-Nov-21	ADD	3.2	2.8

Italgas

Target price and market price trend (-1Y)

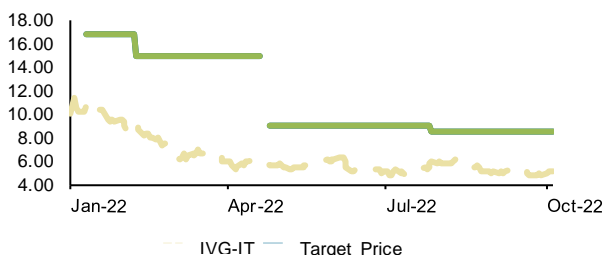


Historical recommendations and target price trend (-1Y)

Date	Rating	TP (EUR)	Mkt Price (EUR)
19-Sep-22	ADD	6.1	5.2
16-Jun-22	ADD	6.2	5.4
12-May-22	HOLD	6.2	6.1
03-Mar-22	HOLD	6.1	5.5

Iveco Group

Target price and market price trend (-1Y)

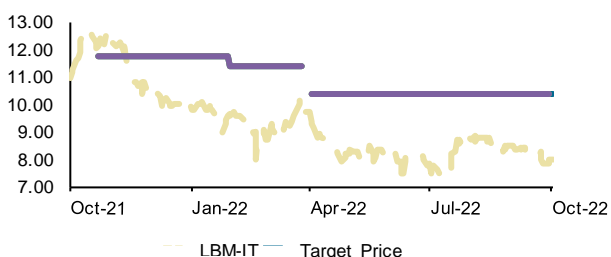


Historical recommendations and target price trend (-1Y)

Date	Rating	TP (EUR)	Mkt Price (EUR)
29-Jul-22	BUY	8.6	6.0
27-Apr-22	BUY	9.1	5.6
22-Apr-22	BUY	Under Review	5.9
09-Feb-22	BUY	15.0	9.0
12-Jan-22	BUY	16.9	10.7

Labomar

Target price and market price trend (-1Y)

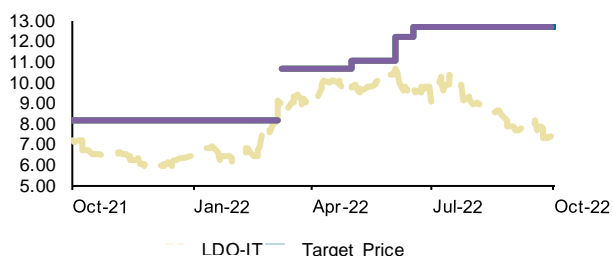


Historical recommendations and target price trend (-1Y)

Date	Rating	TP (EUR)	Mkt Price (EUR)
7-Apr-22	ADD	10.4	9.3
31-Mar-22	ADD	Under Review	10.1
03-Feb-22	ADD	11.4	9.7
27-Oct-21	HOLD	11.8	12.2

**Leonardo**

Target price and market price trend (-1Y)

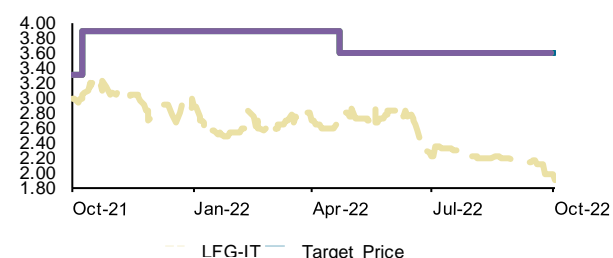


Historical recommendations and target price trend (-1Y)

Date	Rating	TP (EUR)	Mkt Price (EUR)
22-Jun-22	BUY	12.7	9.7
08-Jun-22	ADD	12.2	10.7
06-May-22	ADD	11.1	9.8
14-Mar-22	ADD	10.7	9.0
11-Mar-22	ADD	Under Review	9.1

**Leone Film Group**

Target price and market price trend (-1Y)

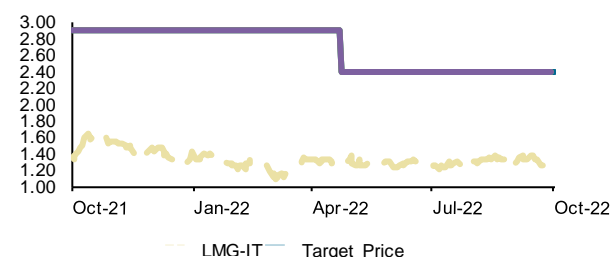


Historical recommendations and target price trend (-1Y)

Date	Rating	TP (EUR)	Mkt Price (EUR)
27-Apr-22	BUY	3.6	2.8
14-Oct-21	BUY	3.9	3.0

**Lucisano Media Group**

Target price and market price trend (-1Y)

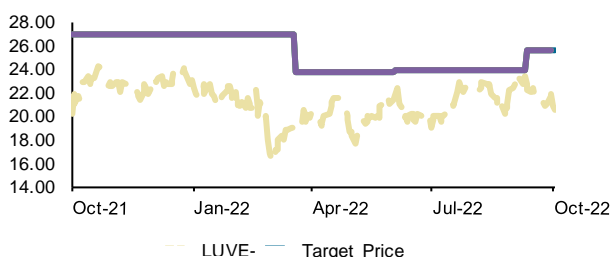


Historical recommendations and target price trend (-1Y)

Date	Rating	TP (EUR)	Mkt Price (EUR)
28-Apr-22	BUY	2.4	1.24

**LU-VE**

Target price and market price trend (-1Y)

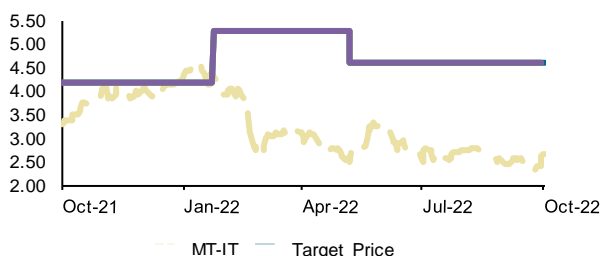


Historical recommendations and target price trend (-1Y)

Date	Rating	TP (EUR)	Mkt Price (EUR)
15-Sep-22	ADD	25.6	22.8
07-Jun-22	ADD	23.9	22.0
24-Mar-22	BUY	23.8	18.6

**Maire Tecnimont**

Target price and market price trend (-1Y)

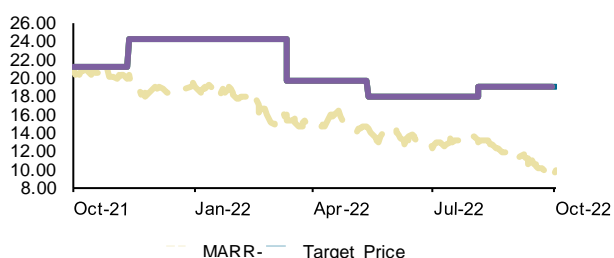


Historical recommendations and target price trend (-1Y)

Date	Rating	TP (EUR)	Mkt Price (EUR)
12-May-22	BUY	4.6	2.5
28-Jan-22	BUY	5.3	4.3

**MARR**

Target price and market price trend (-1Y)

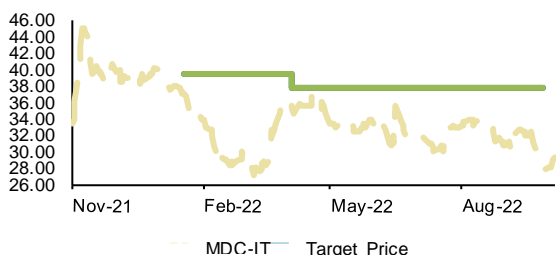


Historical recommendations and target price trend (-1Y)

Date	Rating	TP (EUR)	Mkt Price (EUR)
9-Aug-22	BUY	19.0	13.0
17-May-22	BUY	18.0	14.6
17-Mar-22	BUY	19.7	15.3
17-Nov-21	BUY	24.2	20.4

**Medica**

Target price and market price trend (-1Y)

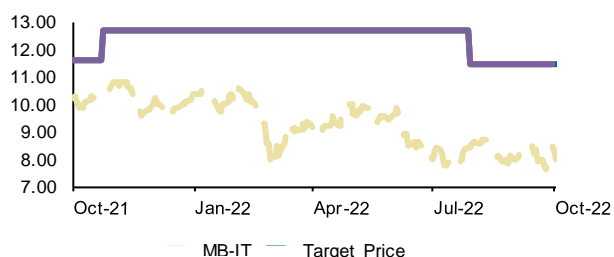


Historical recommendations and target price trend (-1Y)

Date	Rating	TP (EUR)	Mkt Price (EUR)
29-Sep-22	HOLD	Under Review	27.9
06-Apr-22	HOLD	37.7	35.4
20-Jan-22	HOLD	39.4	37.0

**Mediobanca**

Target price and market price trend (-1Y)

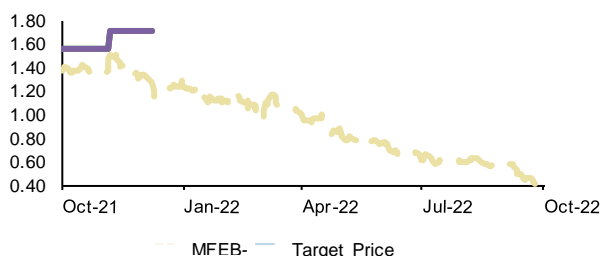


Historical recommendations and target price trend (-1Y)

Date	Rating	TP (EUR)	Mkt Price (EUR)
2-Aug-22	BUY	11.5	8.4
28-Oct-21	BUY	12.7	10.4

**MFE**

Target price and market price trend (-1Y)

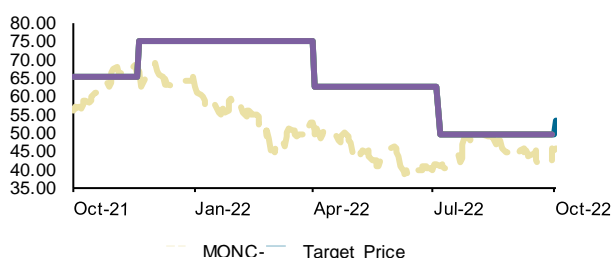


Historical recommendations and target price trend (-1Y)

Date	Rating	TP (EUR)	Mkt Price (EUR)
14-Dec-21	ADD	Under Review	1.21
11-Nov-21	ADD	1.71	1.51

**Moncler**

Target price and market price trend (-1Y)

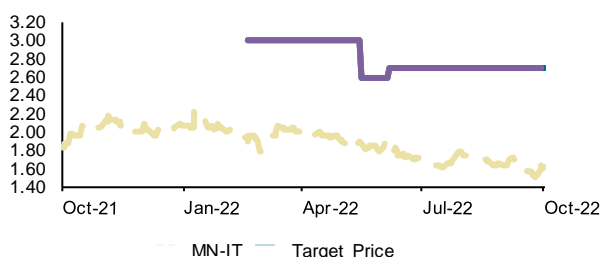


Historical recommendations and target price trend (-1Y)

Date	Rating	TP (EUR)	Mkt Price (EUR)
6-Oct-22	ADD	53.5	45.6
11-Jul-22	ADD	49.3	40.8
06-Apr-22	ADD	62.9	50.5
24-Nov-21	ADD	75.3	66.6

**Mondadori**

Target price and market price trend (-1Y)

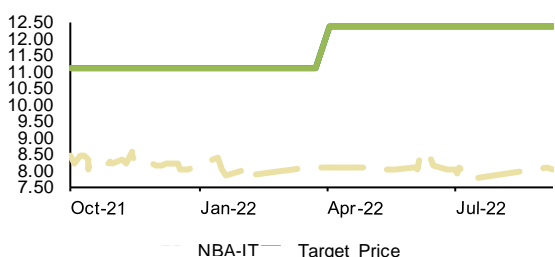


Historical recommendations and target price trend (-1Y)

Date	Rating	TP (EUR)	Mkt Price (EUR)
10-Jun-22	BUY	2.7	1.85
20-May-22	BUY	2.6	1.87
23-Feb-22	BUY	3.0	1.97

**NB Aurora**

Target price and market price trend (-1Y)

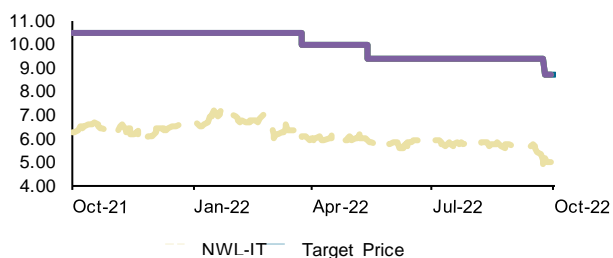


Historical recommendations and target price trend (-1Y)

Date	Rating	TP (EUR)	Mkt Price (EUR)
14-Sep-22	BUY	13.4	8.0
31-Mar-22	BUY	12.4	8.1

**Newlat Food**

Target price and market price trend (-1Y)

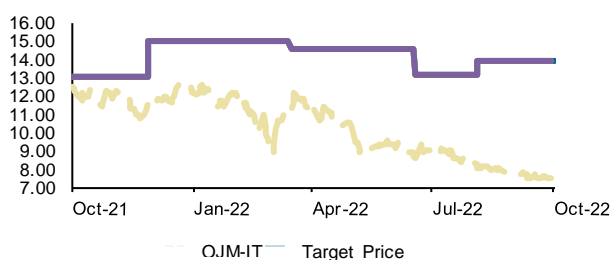


Historical recommendations and target price trend (-1Y)

Date	Rating	TP (EUR)	Mkt Price (EUR)
29-Sep-22	BUY	8.7	5.2
18-May-22	BUY	9.4	5.9
29-Mar-22	BUY	10.0	6.1

**Openjobmetis**

Target price and market price trend (-1Y)

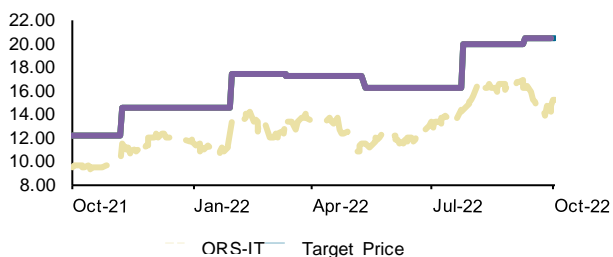


Historical recommendations and target price trend (-1Y)

Date	Rating	TP (EUR)	Mkt Price (EUR)
9-Aug-22	BUY	14.0	8.1
23-Jun-22	BUY	13.2	8.6
21-Mar-22	BUY	14.6	11.4
03-Dec-21	BUY	15.0	11.6

**Orsero**

Target price and market price trend (-1Y)

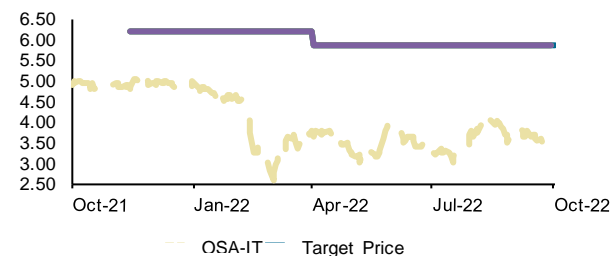


Historical recommendations and target price trend (-1Y)

Date	Rating	TP (EUR)	Mkt Price (EUR)
14-Sep-22	BUY	20.5	16.2
29-Jul-22	BUY	20.0	14.4
16-May-22	BUY	16.3	11.6
17-Mar-22	BUY	17.3	13.1
03-Feb-22	BUY	17.5	13.4
12-Nov-21	BUY	14.6	11.5

**OSAI Automation System**

Target price and market price trend (-1Y)



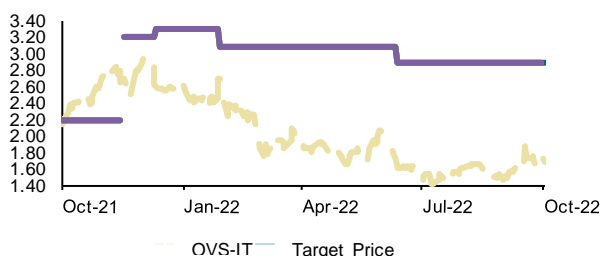
Historical recommendations and target price trend (-1Y)

Date	Rating	TP (EUR)	Mkt Price (EUR)
6-Apr-22	BUY	5.9	3.7
19-Nov-21	BUY	6.2	4.8



OVS

Target price and market price trend (-1Y)

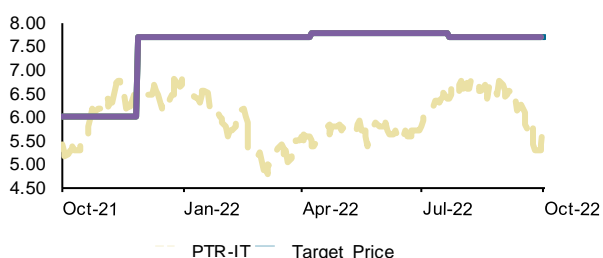


Historical recommendations and target price trend (-1Y)

Date	Rating	TP (EUR)	Mkt Price (EUR)
16-Jun-22	BUY	2.9	1.64
02-Feb-22	BUY	3.1	2.7
16-Dec-21	BUY	3.3	2.6
22-Nov-21	BUY	3.2	2.7
19-Nov-21	BUY	Under Review	2.7

Pattern

Target price and market price trend (-1Y)

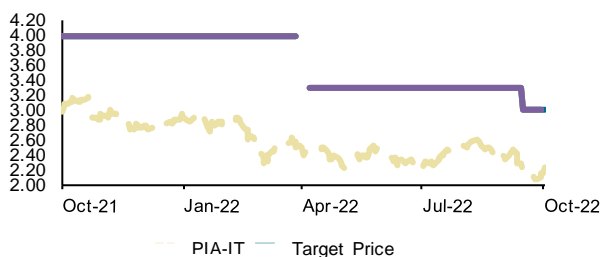


Historical recommendations and target price trend (-1Y)

Date	Rating	TP (EUR)	Mkt Price (EUR)
26-Jul-22	BUY	7.7	6.4
12-Apr-22	BUY	7.8	5.5
02-Dec-21	BUY	7.7	6.3

Piaggio

Target price and market price trend (-1Y)

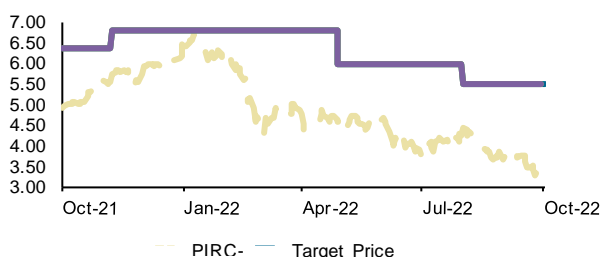


Historical recommendations and target price trend (-1Y)

Date	Rating	TP (EUR)	Mkt Price (EUR)
20-Sep-22	BUY	3.0	2.2
11-Apr-22	BUY	3.3	2.5
04-Apr-22	BUY	Under Review	2.5

Pirelli

Target price and market price trend (-1Y)

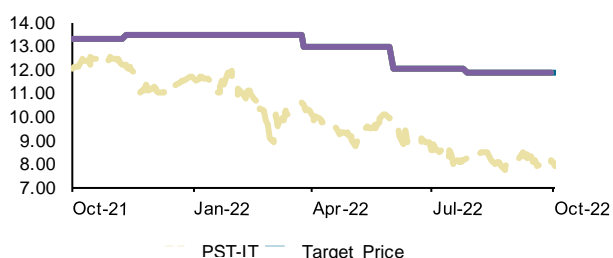


Historical recommendations and target price trend (-1Y)

Date	Rating	TP (EUR)	Mkt Price (EUR)
5-Aug-22	BUY	5.5	4.4
03-May-22	BUY	6.0	4.6
12-Nov-21	BUY	6.8	5.8

**Poste Italiane**

Target price and market price trend (-1Y)

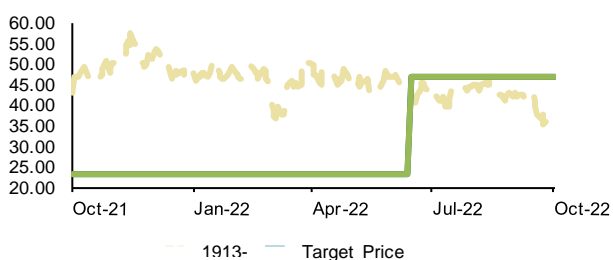


Historical recommendations and target price trend (-1Y)

Date	Rating	TP (EUR)	Mkt Price (EUR)
1-Aug-22	BUY	11.9	8.3
06-Jun-22	BUY	12.1	10.1
30-Mar-22	BUY	13.0	10.6
15-Nov-21	ADD	13.5	12.3

**Prada**

Target price and market price trend (-1Y)

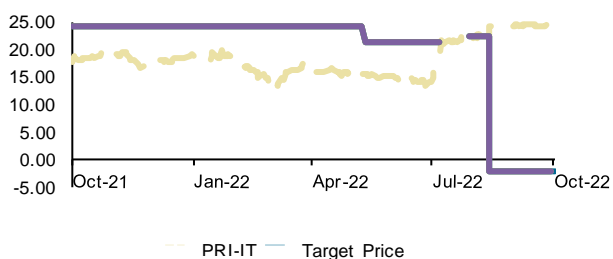


Historical recommendations and target price trend (-1Y)

Date	Rating	TP (HKD)	Mkt Price (HKD)
20-Jun-22	HOLD	46.9	41.9

**Prima Industrie**

Target price and market price trend (-1Y)

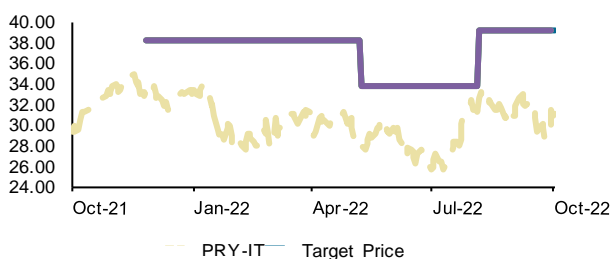


Historical recommendations and target price trend (-1Y)

Date	Rating	TP (EUR)	Mkt Price (EUR)
18-Aug-22	Tender Shares		24.5
03-Aug-22	HOLD	22.6	22.6
12-Jul-22	Under Review	Under Review	21.3
16-May-22	BUY	21.4	15.8
16-Mar-22	BUY	24.3	15.7

**Prysmian**

Target price and market price trend (-1Y)

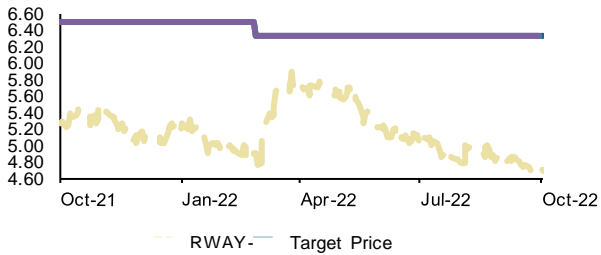


Historical recommendations and target price trend (-1Y)

Date	Rating	TP (EUR)	Mkt Price (EUR)
10-Aug-22	BUY	39.2	32.6
13-May-22	ADD	33.8	28.0
01-Dec-21	ADD	38.2	33.5

**Rai Way**

Target price and market price trend (-1Y)

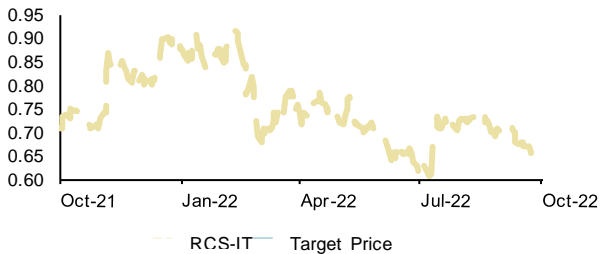


Historical recommendations and target price trend (-1Y)

Date	Rating	TP (EUR)	Mkt Price (EUR)
3-Mar-22	BUY	6.3	4.9

**RCS Mediagroup**

Target price and market price trend (-1Y)

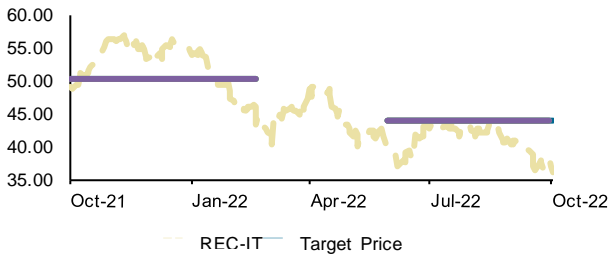


Historical recommendations and target price trend (-1Y)

Date	Rating	TP (EUR)	Mkt Price (EUR)
12-May-21	HOLD	Under Review	0.76

**Recordati**

Target price and market price trend (-1Y)

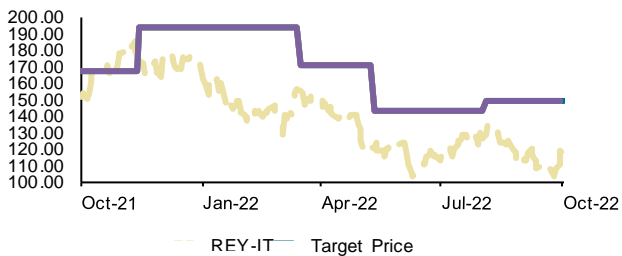


Historical recommendations and target price trend (-1Y)

Date	Rating	TP (EUR)	Mkt Price (EUR)
3-Jun-22	HOLD	44.0	39.5
25-Feb-22	HOLD	Under Review	44.7

**Reply**

Target price and market price trend (-1Y)

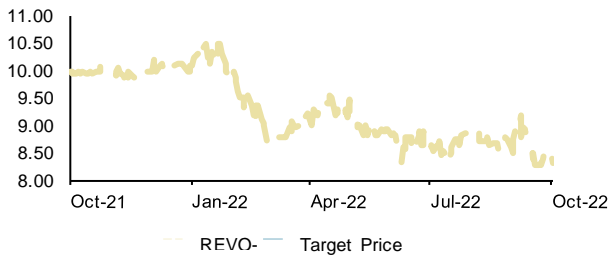


Historical recommendations and target price trend (-1Y)

Date	Rating	TP (EUR)	Mkt Price (EUR)
8-Aug-22	ADD	149.1	128.6
16-May-22	ADD	143.3	119.8
21-Mar-22	ADD	171.7	155.7
18-Nov-21	ADD	194.8	174.1

**REVO**

Target price and market price trend (-1Y)

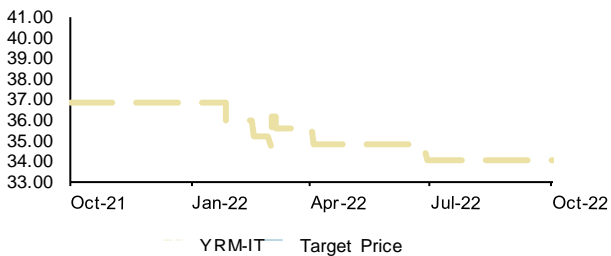


Historical recommendations and target price trend (-1Y)

Date	Rating	TP (EUR)	Mkt Price (EUR)
26-Jul-21	No Rating		10.0

**Rosetti Marino**

Target price and market price trend (-1Y)

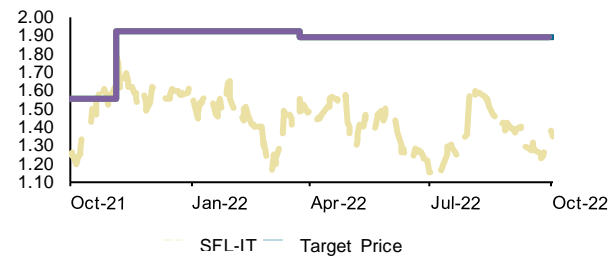


Historical recommendations and target price trend (-1Y)

Date	Rating	TP (EUR)	Mkt Price (EUR)
2-Apr-15	No Rating		

**Safilo Group**

Target price and market price trend (-1Y)

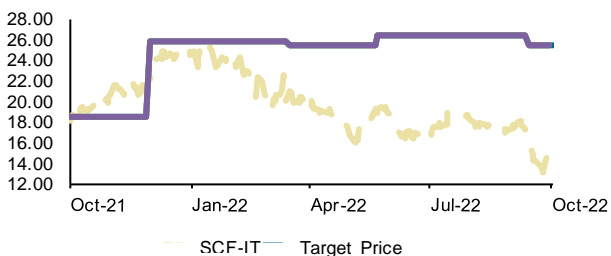


Historical recommendations and target price trend (-1Y)

Date	Rating	TP (EUR)	Mkt Price (EUR)
29-Mar-22	BUY	1.89	1.56
10-Nov-21	ADD	1.93	1.79

**Salcef Group**

Target price and market price trend (-1Y)

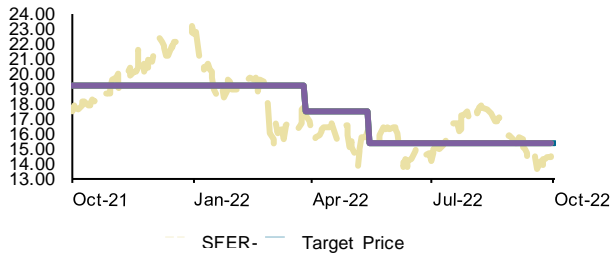


Historical recommendations and target price trend (-1Y)

Date	Rating	TP (EUR)	Mkt Price (EUR)
19-Sep-22	BUY	25.5	16.3
26-May-22	BUY	26.5	19.0
21-Mar-22	BUY	25.5	21.0
06-Dec-21	BUY	26.0	22.2

**Salvatore Ferragamo**

Target price and market price trend (-1Y)

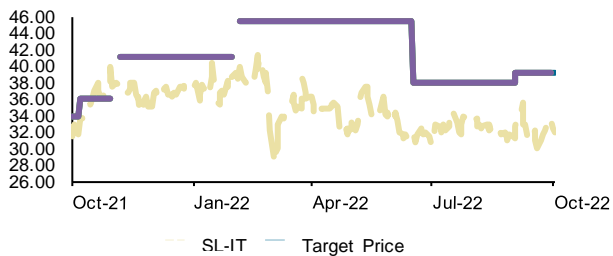


Historical recommendations and target price trend (-1Y)

Date	Rating	TP (EUR)	Mkt Price (EUR)
19-May-22	HOLD	15.4	15.7
31-Mar-22	HOLD	17.5	17.2

**Sanlorenzo**

Target price and market price trend (-1Y)

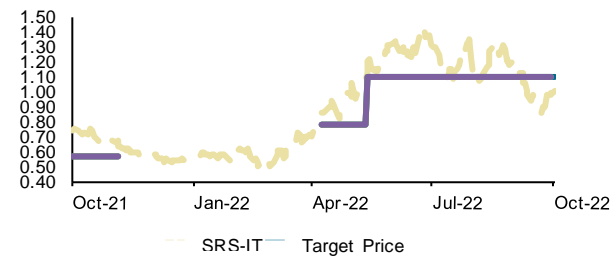


Historical recommendations and target price trend (-1Y)

Date	Rating	TP (EUR)	Mkt Price (EUR)
7-Sep-22	BUY	39.2	32.6
21-Jun-22	ADD	38.0	32.2
10-Feb-22	ADD	45.6	40.1
04-Feb-22	Under Review	Under Review	38.8
11-Nov-21	ADD	41.3	37.2
05-Nov-21	Under Review	Under Review	37.6
12-Oct-21	ADD	36.1	33.8

**Saras**

Target price and market price trend (-1Y)

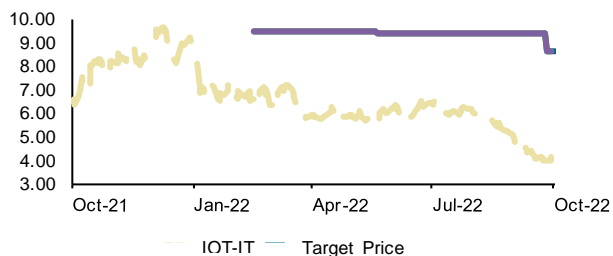


Historical recommendations and target price trend (-1Y)

Date	Rating	TP (EUR)	Mkt Price (EUR)
17-May-22	HOLD	1.10	1.13
12-Apr-22	HOLD	0.78	0.83
11-Nov-21	Under Review	Under Review	0.64

**SECO**

Target price and market price trend (-1Y)

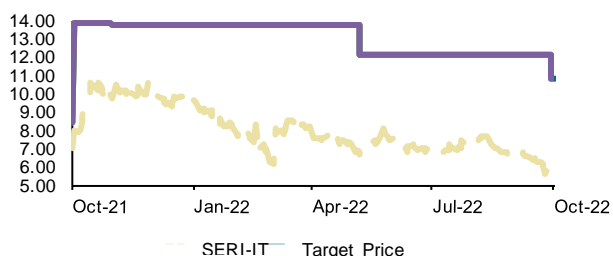


Historical recommendations and target price trend (-1Y)

Date	Rating	TP (EUR)	Mkt Price (EUR)
30-Sep-22	BUY	8.7	4.0
25-May-22	BUY	9.4	5.5
21-Feb-22	BUY	9.5	6.6

**Seri Industrial**

Target price and market price trend (-1Y)

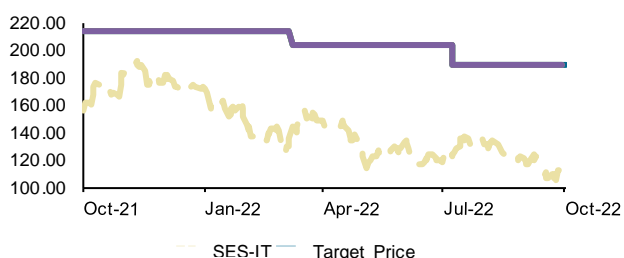


Historical recommendations and target price trend (-1Y)

Date	Rating	TP (EUR)	Mkt Price (EUR)
4-Oct-22	BUY	10.9	5.9
12-May-22	BUY	12.2	6.7
05-Nov-21	BUY	13.8	9.8
07-Oct-21	BUY	13.9	8.1

**SeSa**

Target price and market price trend (-1Y)

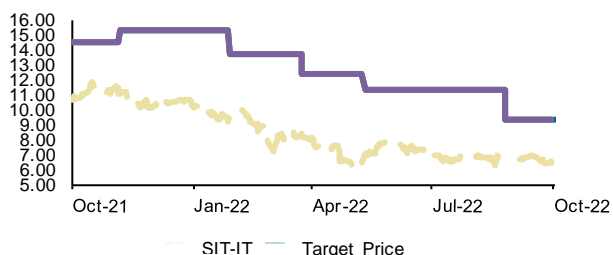


Historical recommendations and target price trend (-1Y)

Date	Rating	TP (EUR)	Mkt Price (EUR)
13-Jul-22	BUY	190.0	124.5
14-Mar-22	BUY	204.6	144.0

**SIT**

Target price and market price trend (-1Y)

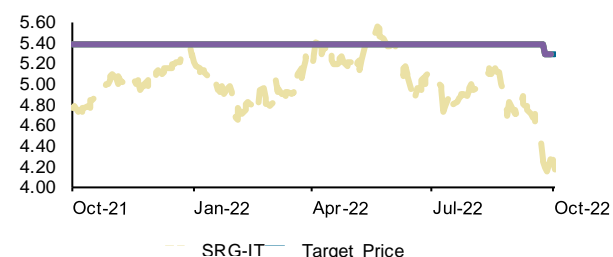


Historical recommendations and target price trend (-1Y)

Date	Rating	TP (EUR)	Mkt Price (EUR)
30-Aug-22	BUY	9.3	6.8
16-May-22	BUY	11.4	7.1
29-Mar-22	BUY	12.4	8.3
02-Feb-22	BUY	13.7	9.6
11-Nov-21	BUY	15.4	11.1

**Snam**

Target price and market price trend (-1Y)

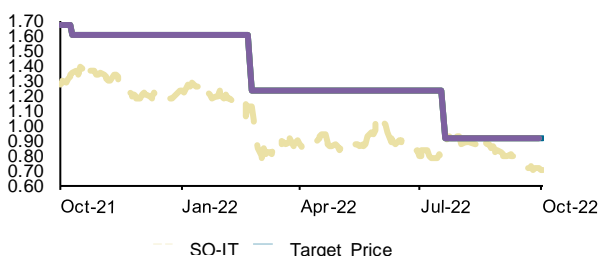


Historical recommendations and target price trend (-1Y)

Date	Rating	TP (EUR)	Mkt Price (EUR)
29-Sep-22	ADD	5.3	4.2

**Sogefi**

Target price and market price trend (-1Y)

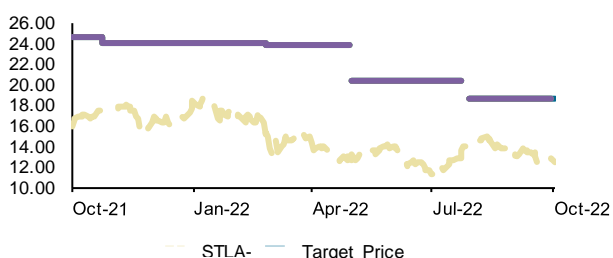


Historical recommendations and target price trend (-1Y)

Date	Rating	TP (EUR)	Mkt Price (EUR)
25-Jul-22	HOLD	0.91	0.86
28-Feb-22	HOLD	1.24	1.12
15-Oct-21	ADD	1.60	1.36

**Stellantis**

Target price and market price trend (-1Y)

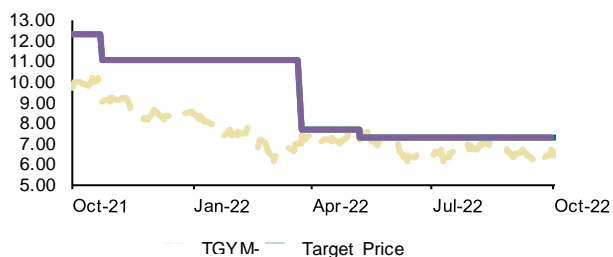


Historical recommendations and target price trend (-1Y)

Date	Rating	TP (EUR)	Mkt Price (EUR)
2-Aug-22	BUY	18.7	14.3
29-Jul-22	BUY	Under Review	13.9
06-May-22	BUY	20.4	13.1
05-May-22	BUY	Under Review	12.7
02-Mar-22	BUY	24.0	15.4
29-Oct-21	BUY	24.1	17.3

**Technogym**

Target price and market price trend (-1Y)

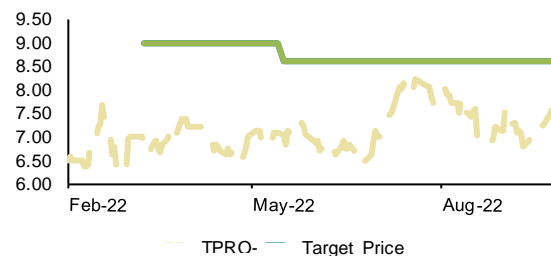


Historical recommendations and target price trend (-1Y)

Date	Rating	TP (EUR)	Mkt Price (EUR)
12-May-22	HOLD	7.3	7.5
28-Mar-22	HOLD	7.7	7.0
28-Oct-21	HOLD	11.1	9.2

**Technoprobe**

Target price and market price trend (-1Y)

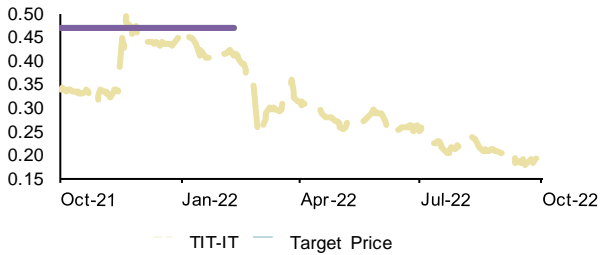


Historical recommendations and target price trend (-1Y)

Date	Rating	TP (EUR)	Mkt Price (EUR)
5-Oct-22	ADD	8.6	7.4
30-May-22	BUY	8.6	7.0
23-Mar-22	BUY	9.0	6.8

**Telecom Italia**

Target price and market price trend (-1Y)

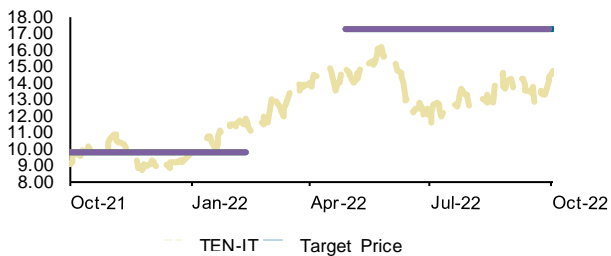


Historical recommendations and target price trend (-1Y)

Date	Rating	TP (EUR)	Mkt Price (EUR)
15-Feb-22	No Rating		0.41

**Tenaris**

Target price and market price trend (-1Y)

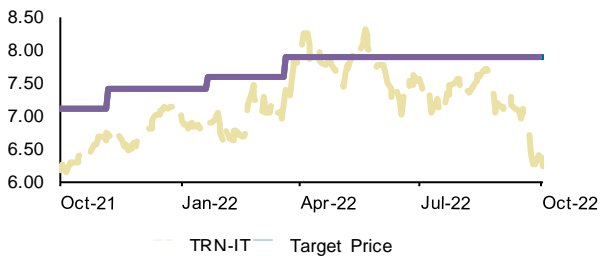


Historical recommendations and target price trend (-1Y)

Date	Rating	TP (EUR)	Mkt Price (EUR)
8-Aug-22	BUY	17.3	12.9
03-May-22	ADD	17.3	14.9
17-Feb-22	Under Review	Under Review	11.5

**Terna**

Target price and market price trend (-1Y)

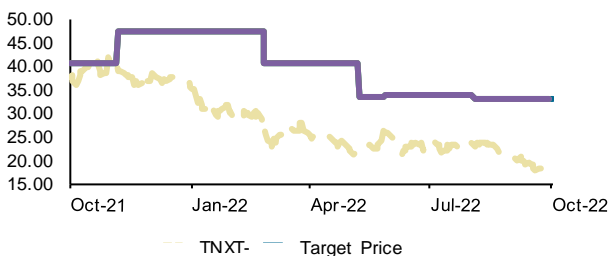


Historical recommendations and target price trend (-1Y)

Date	Rating	TP (EUR)	Mkt Price (EUR)
25-Mar-22	ADD	7.9	7.4
25-Jan-22	ADD	7.6	6.8
11-Nov-21	ADD	7.4	6.7

**Tinexta**

Target price and market price trend (-1Y)



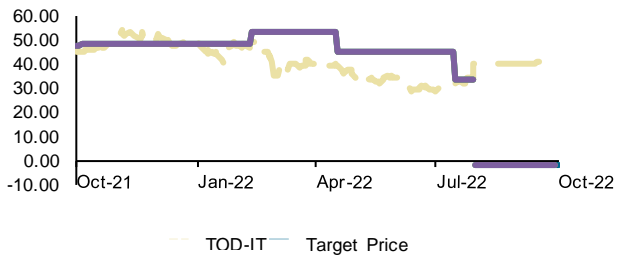
Historical recommendations and target price trend (-1Y)

Date	Rating	TP (EUR)	Mkt Price (EUR)
8-Aug-22	BUY	33.0	23.1
01-Jun-22	BUY	34.0	25.9
13-May-22	BUY	33.5	22.2
02-Mar-22	BUY	40.9	27.1
11-Nov-21	ADD	47.5	38.9



**Tod's Group**

Target price and market price trend (-1Y)

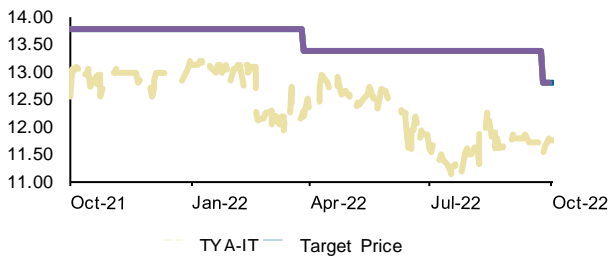


Historical recommendations and target price trend (-1Y)

Date	Rating	TP (EUR)	Mkt Price (EUR)
4-Aug-22	Tender Shares		40.5
03-Aug-22	Under Review	Under Review	40.2
20-Jul-22	HOLD	33.5	32.1
22-Apr-22	ADD	45.3	39.3
16-Feb-22	ADD	53.3	49.7
11-Oct-21	HOLD	48.7	45.3

**Toscana Aeroporti**

Target price and market price trend (-1Y)

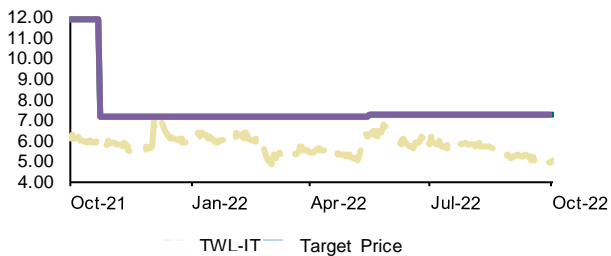


Historical recommendations and target price trend (-1Y)

Date	Rating	TP (EUR)	Mkt Price (EUR)
29-Sep-22	HOLD	12.8	11.5
31-Mar-22	HOLD	13.4	12.3

**TraWell**

Target price and market price trend (-1Y)

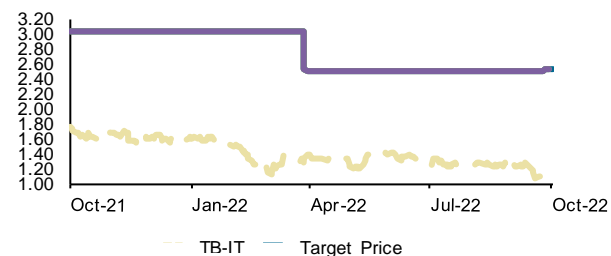


Historical recommendations and target price trend (-1Y)

Date	Rating	TP (EUR)	Mkt Price (EUR)
20-May-22	ADD	7.3	6.3
28-Oct-21	ADD	7.2	6.0

**Triboo**

Target price and market price trend (-1Y)

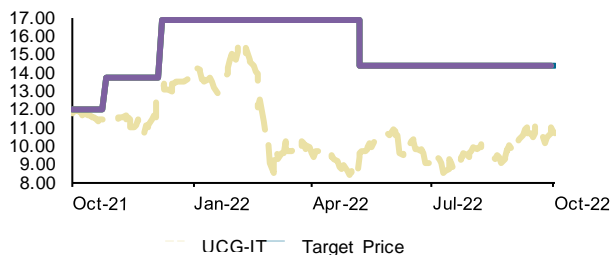


Historical recommendations and target price trend (-1Y)

Date	Rating	TP (EUR)	Mkt Price (EUR)
30-Sep-22	BUY	2.5	1.09
04-Apr-22	BUY	2.5	1.39
01-Apr-22	BUY	2.5	1.35

**Unicredit**

Target price and market price trend (-1Y)

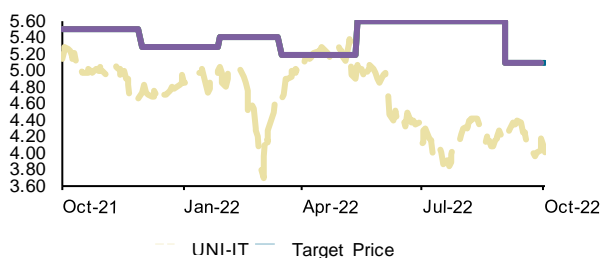


Historical recommendations and target price trend (-1Y)

Date	Rating	TP (EUR)	Mkt Price (EUR)
12-May-22	BUY	14.4	9.6
13-Dec-21	BUY	16.9	12.8
01-Nov-21	BUY	13.7	11.4

**Unipol**

Target price and market price trend (-1Y)

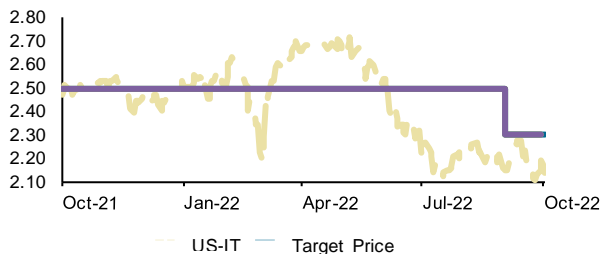


Historical recommendations and target price trend (-1Y)

Date	Rating	TP (EUR)	Mkt Price (EUR)
7-Sep-22	ADD	5.1	4.1
17-May-22	ADD	5.6	5.1
21-Mar-22	ADD	5.2	4.7
02-Feb-22	ADD	5.4	5.0
06-Dec-21	ADD	5.3	4.7

**UnipolSai**

Target price and market price trend (-1Y)

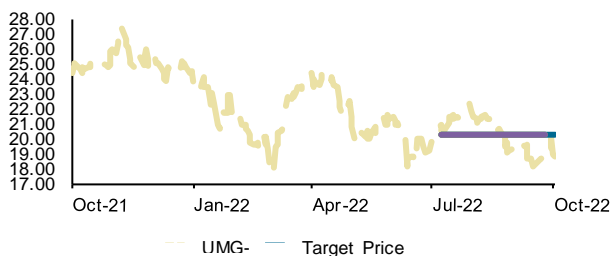


Historical recommendations and target price trend (-1Y)

Date	Rating	TP (EUR)	Mkt Price (EUR)
7-Sep-22	HOLD	2.3	2.1

**Universal Music Group**

Target price and market price trend (-1Y)

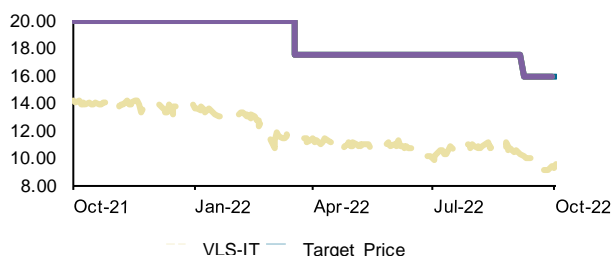


Historical recommendations and target price trend (-1Y)

Date	Rating	TP (EUR)	Mkt Price (EUR)
12-Jul-22	HOLD	20.3	21.0

**Valsoia**

Target price and market price trend (-1Y)

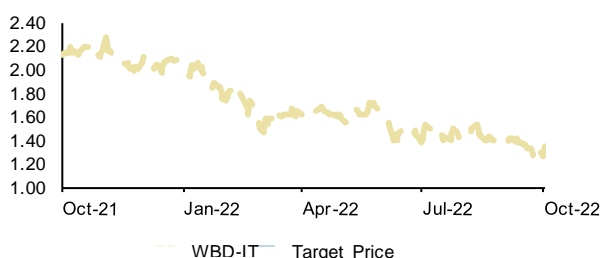


Historical recommendations and target price trend (-1Y)

Date	Rating	TP (EUR)	Mkt Price (EUR)
12-Sep-22	BUY	16.0	10.2
23-Mar-22	BUY	17.5	11.6

**Webuild**

Target price and market price trend (-1Y)

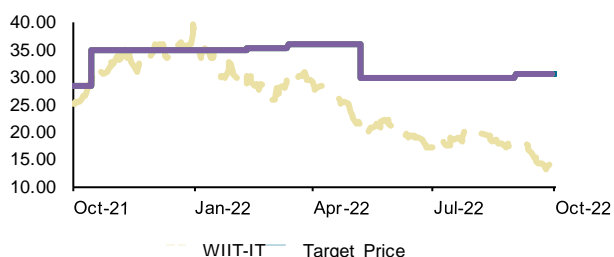


Historical recommendations and target price trend (-1Y)

Date	Rating	TP (EUR)	Mkt Price (EUR)
25-Jul-19	No Rating		1.69

**Wiiit**

Target price and market price trend (-1Y)

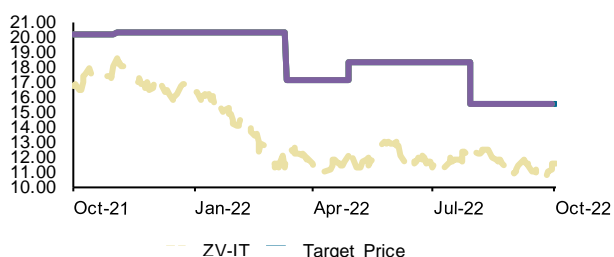


Historical recommendations and target price trend (-1Y)

Date	Rating	TP (EUR)	Mkt Price (EUR)
6-Sep-22	BUY	30.5	17.7
12-May-22	BUY	30.0	20.6
18-Mar-22	BUY	36.0	29.3
15-Feb-22	BUY	35.2	30.2
20-Oct-21	BUY	35.0	28.8

**Zignago Vetro**

Target price and market price trend (-1Y)



Historical recommendations and target price trend (-1Y)

Date	Rating	TP (EUR)	Mkt Price (EUR)
3-Aug-22	BUY	15.6	12.2
03-May-22	BUY	18.4	12.7
16-Mar-22	BUY	17.2	12.3
08-Nov-21	ADD	20.4	18.6

